

**JANUARY
2018
REVISED**

15.03.2018



MONTHLY TOURIST ARRIVALS REPORT

SRI LANKA TOURISM DEVELOPMENT AUTHORITY

www.sltda.lk

Photo courtesy of SLTDA, SLRC Lovingly Sri Lanka programme

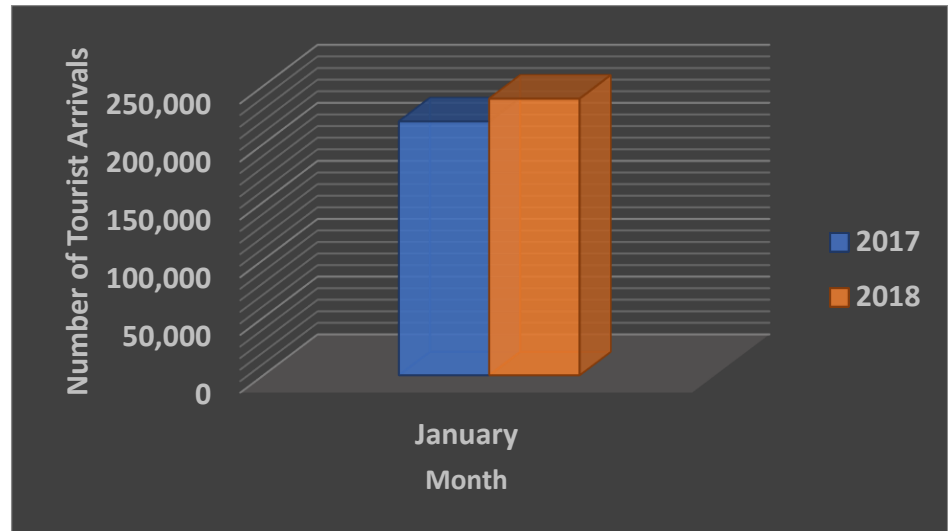


SUMMARY

The total number of international tourist arrivals to Sri Lanka during January 2018 was 238,924. In comparison to January last year, there was a growth of 8.9%. This month, the largest source market for tourists was India, followed by China and the United Kingdom. Almost 96 % of tourists travelled by air to Sri Lanka in January.

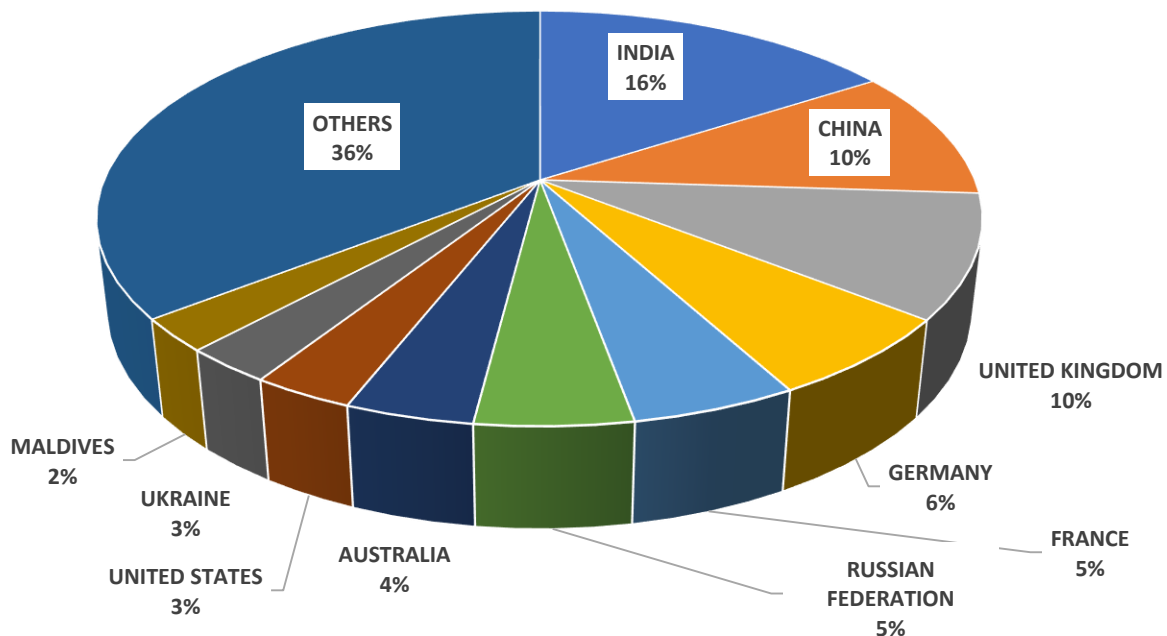
ANALYSIS

The total number of international tourists to Sri Lanka in January 2018 was 238,924. It was a growth of 8.9% over January last year when the arrivals were 219,360.



TOP TEN SOURCE MARKETS

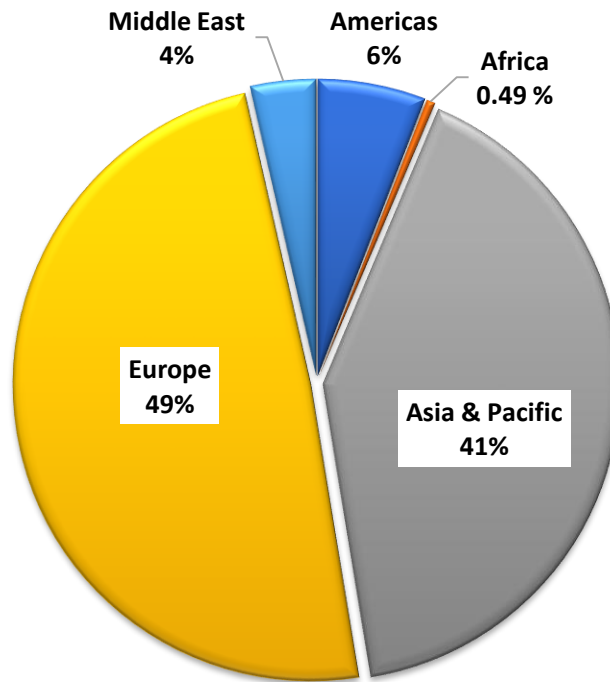
India, China, United Kingdom, Germany and France were Sri Lanka's top five international tourist generating markets in the month of January this year. India was the largest source of tourist traffic to Sri Lanka with 16% of the total traffic received in January 2018. China accounted for 10% of the total traffic; while UK, Germany and France accounted for 10%, 6% and 5% respectively.



Rank	Country of Residence	Tourist Arrivals Jan 2018		Total
		By Air	By Sea	
1	INDIA	37,281	655	37,936
2	CHINA	24,176	99	24,275
3	UNITED KINGDOM	22,100	840	22,940
4	GERMANY	13,583	1,715	15,298
5	FRANCE	11,784	437	12,221
6	RUSSIAN FEDERATION	11,329	240	11,569
7	AUSTRALIA	9,315	137	9,452
8	UNITED STATES	6,897	604	7,501
9	UKRAINE	6,422	214	6,636
10	MALDIVES	6,122	2	6,124

TOURIST ARRIVALS BY REGION

Europe continued to be the largest source of tourist traffic to Sri Lanka with 49% of the total traffic received in January 2018. Asia and Pacific accounted for 41% of the total traffic; Americas 6%, Middle East 4% and Africa 0.49%.



INTERNATIONAL TOURIST ARRIVALS BY COUNTRY OF RESIDENCE

	JANUARY 2018			% Change - January (2017 / 2018) ¹
	Tourist Arrivals		Total	
	By Air	By Sea		
AMERICAS			14,030	
North America			13,267	
Canada	5,133	549	5,682	30.1
Mexico	73	11	84	90.9
United States	6,897	604	7,501	21.9
Caribbean & Central America			84	
Costa Rica	9		9	-25
Jamaica	9		9	350
Others	62	4	66	
South America			679	
Argentina	193	43	236	11.3
Brazil	187	39	226	14.1
Chile	99	0	99	26.9
Colombia	51	1	52	33.3
Others	61	5	66	
AFRICA			1,154	
North Africa			254	
Morocco	80	6	86	3.6
Sudan	59	0	59	-7.8
Others	102	7	109	
Sub-Saharan Africa			900	
Kenya	64		64	120.7
Mauritius	54	2	56	21.7
Nigeria	44		44	2.3
South Africa	503	85	588	22.5
Others	147	1	148	
ASIA & PACIFIC			98,104	
North East Asia			32,413	
China	24,176	99	24,275	-23.7
Japan	4,367	327	4,694	16.6
South Korea	2,478	15	2,493	35.3
Taiwan	915	13	928	-2.3

Others		23	0	23	
South East Asia				6,817	
Cambodia		85		85	-54.3
Indonesia		502	33	535	-88.2
Malaysia		1,696	39	1,735	-23.4
Myanmar		356	16	372	186.2
Philippines		1,370	297	1,667	98.7
Singapore		1,376	11	1,387	9.8
Thailand		775	10	785	11.7
Vietnam		230	7	237	16.2
Others		14	0	14	
Oceania				10,467	
Australia		9,315	137	9,452	16.5
New Zealand		975	14	989	21.8
Others		25	1	26	
South Asia				48,407	
Afghanistan		83		83	207.4
Bangladesh		973	9	982	-23.4
Bhutan		110		110	-47.1
India		37,281	655	37,936	21.7
Iran		477	30	507	4.5
Maldives		6,122	2	6,124	8.2
Nepal		492	74	566	-5.4
Pakistan		2,085	14	2,099	-16.5
EUROPE				117,156	
Northern Europe				36,270	
Denmark		2,988	25	3,013	-14.8
Finland		1,836	18	1,854	8.4
Norway		1,828	23	1,851	18.2
Sweden		5,468	118	5,586	16.8
United Kingdom		22,100	840	22,940	17.8
Others		988	38	1,026	
Western Europe				39,889	
Austria		2,656	177	2,833	12.2
Belgium		1,227	48	1,275	19.9
France		11,784	437	12,221	14.6
Germany		13,583	1,715	15,298	22.7
Netherlands		4,991	70	5,061	13.6

Switzerland	2,938	166	3,104	22.9
Others	92	5	97	
Central / Eastern Europe			29,804	
Belarus	800	2	802	2.3
Czech Republic	2,241	16	2,257	-2.1
Estonia	432	3	435	9.0
Hungary	874	20	894	23.7
Kazakhstan	672	2	674	-28.1
Lithuania	371	11	382	3.2
Poland	3,148	106	3,254	52.5
Romania	820	115	935	95.2
Russian Federation	11,329	240	11,569	11.9
Slovakia	755	5	760	23.4
Ukraine	6,422	214	6,636	14.3
Others	1,157	49	1,206	
Southern / Mediterranean Europe			11,193	
Greece	464	180	644	80.9
Italy	3,974	1,374	5,348	20.5
Portugal	468	18	486	33.2
Spain	1,279	109	1,388	16.3
Turkey	464	194	658	30.0
Others	2,510	159	2,669	
<u>MIDDLE EAST</u>			8,480	
Bahrain	588		588	87.3
Egypt	418	15	433	47.8
Iraq	77	4	81	80.0
Jordan	363	3	366	-4.4
Kuwait	545		545	-9.9
Lebanon	351	7	358	18.5
Oman	841	1	842	-28.3
Qatar	268		268	95.6
Saudi Arabia	4,397		4,397	39.0
United Arab Emirates	335	1	336	8.4
Others	260	6	266	
TOTAL	229,230	9,694	238,924	

¹ Provisional

* All visitor arrival statistics in this report are from the Department of Immigration & Emigration.