


MAY



# WEEKLY TOURIST ARRIVALS 2024





# SUMMARY REPORT

## Tourist arrivals from 01<sup>st</sup> to 31<sup>st</sup> May 2024

	2018	2023	2024	
Month	Number of Tourists	Number of Tourists	Number of Tourists	Percentage Change (24/23)
January	238,924	102,545	208,253	103.1
February	235,618	107,639	218,350	102.8
March	233,382	125,495	209,181	66.7
April	180,429	105,498	148,867*	41.1
May	129,466	83,309	112,128*	34.6
June	146,828	100,388		
July	217,829	143,039		
August	200,359	136,405		
September	149,087	111,938		
October	153,123	109,199		
November	195,582	151,496		
December	253,169	210,352		
<b>TOTAL</b>	<b>2,333,796</b>	<b>1,487,303</b>	<b>896,779</b>	

\* Tourist arrival numbers have been updated as per the new visa categories introduced by the Department of Immigration and Emigration.




**Tourist arrivals | 01<sup>st</sup> to 31<sup>st</sup>  
May 2024**

**112,128**

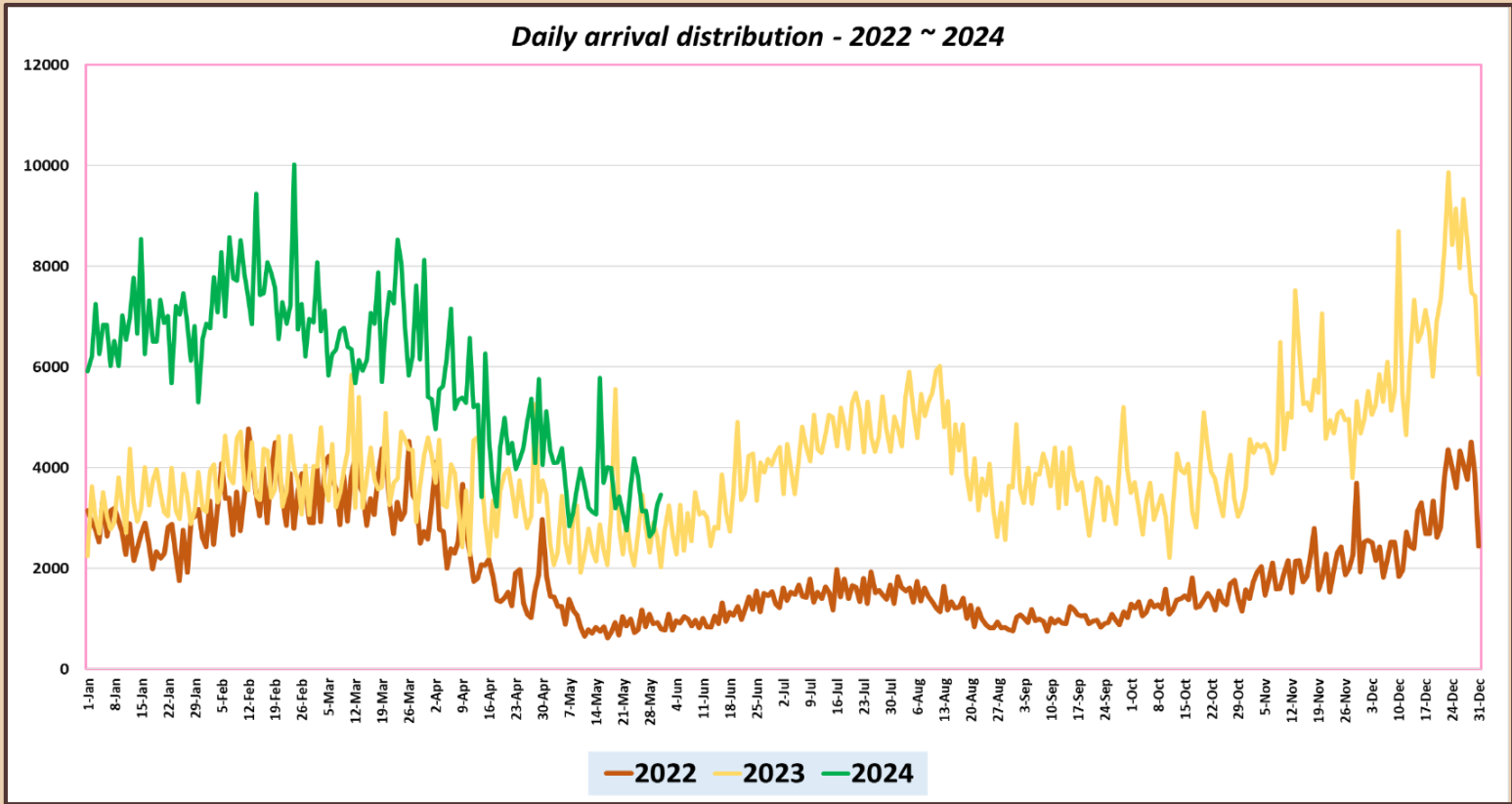


# Daily tourist arrivals, 01<sup>st</sup> to 31<sup>st</sup> May 2024

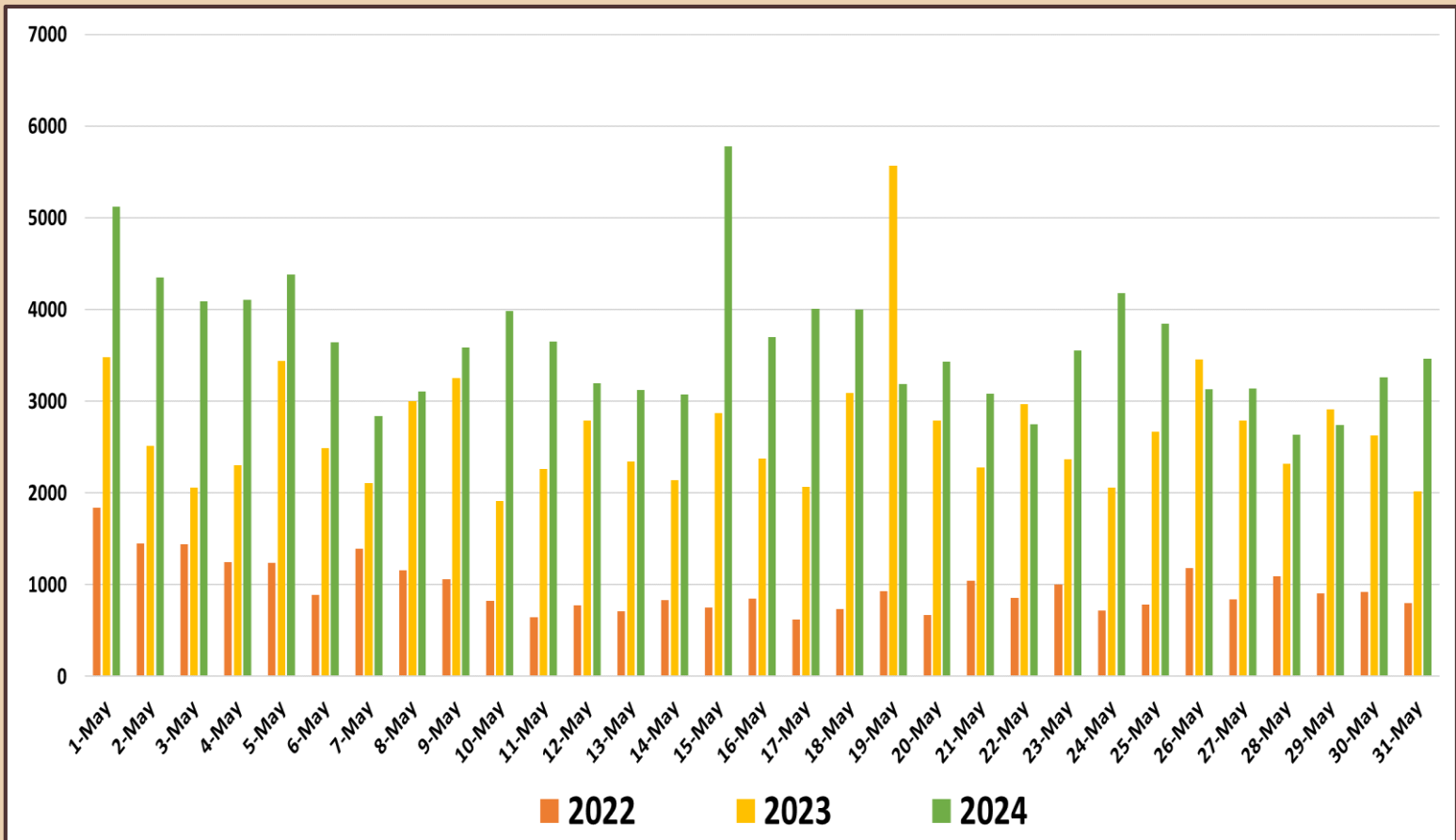




### Daily distribution of tourist arrivals, 01<sup>st</sup> to 31<sup>st</sup> May 2024



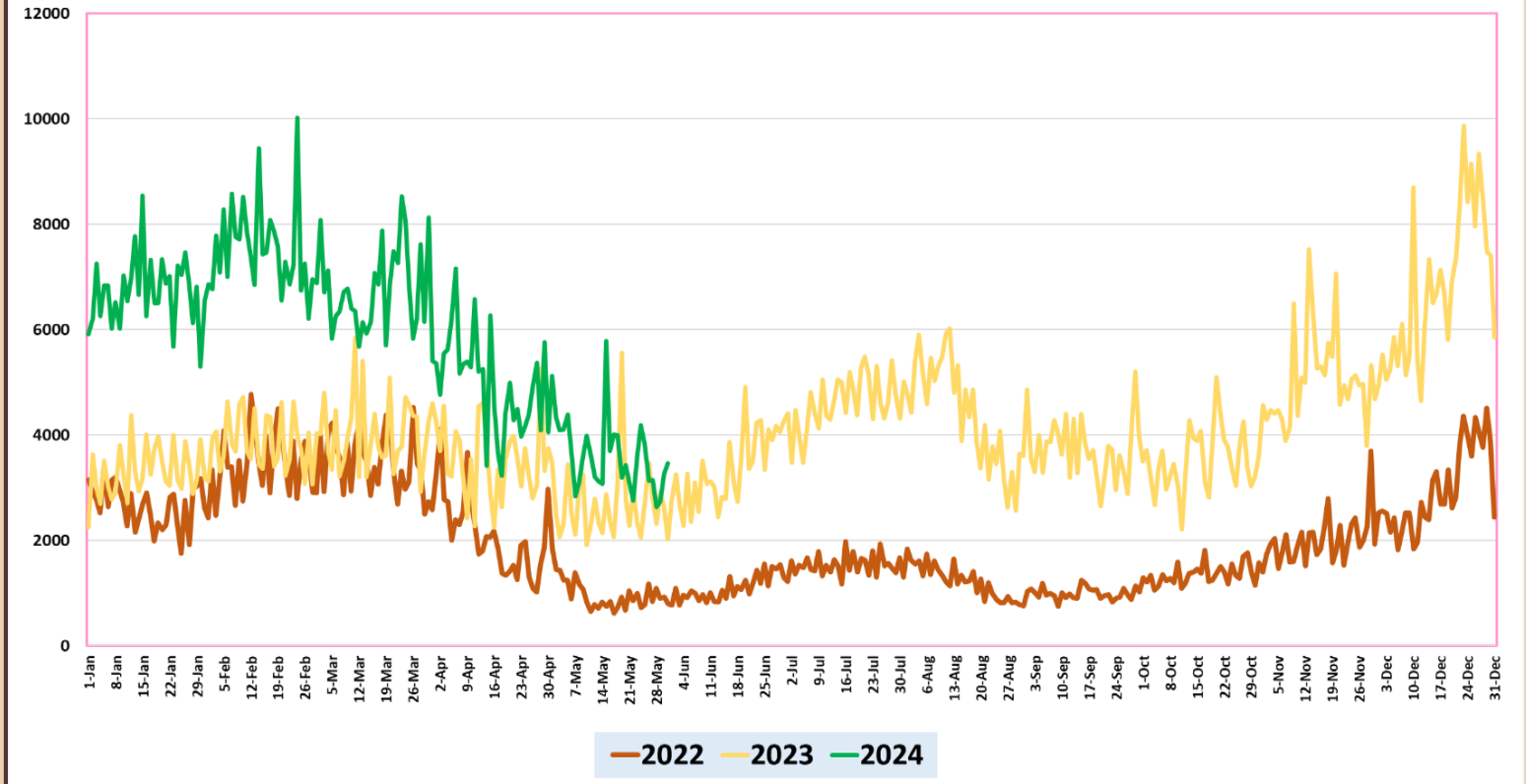
### Number of tourist arrivals, 2022, 2023 & 2024 (01<sup>st</sup> to 31<sup>st</sup> May)



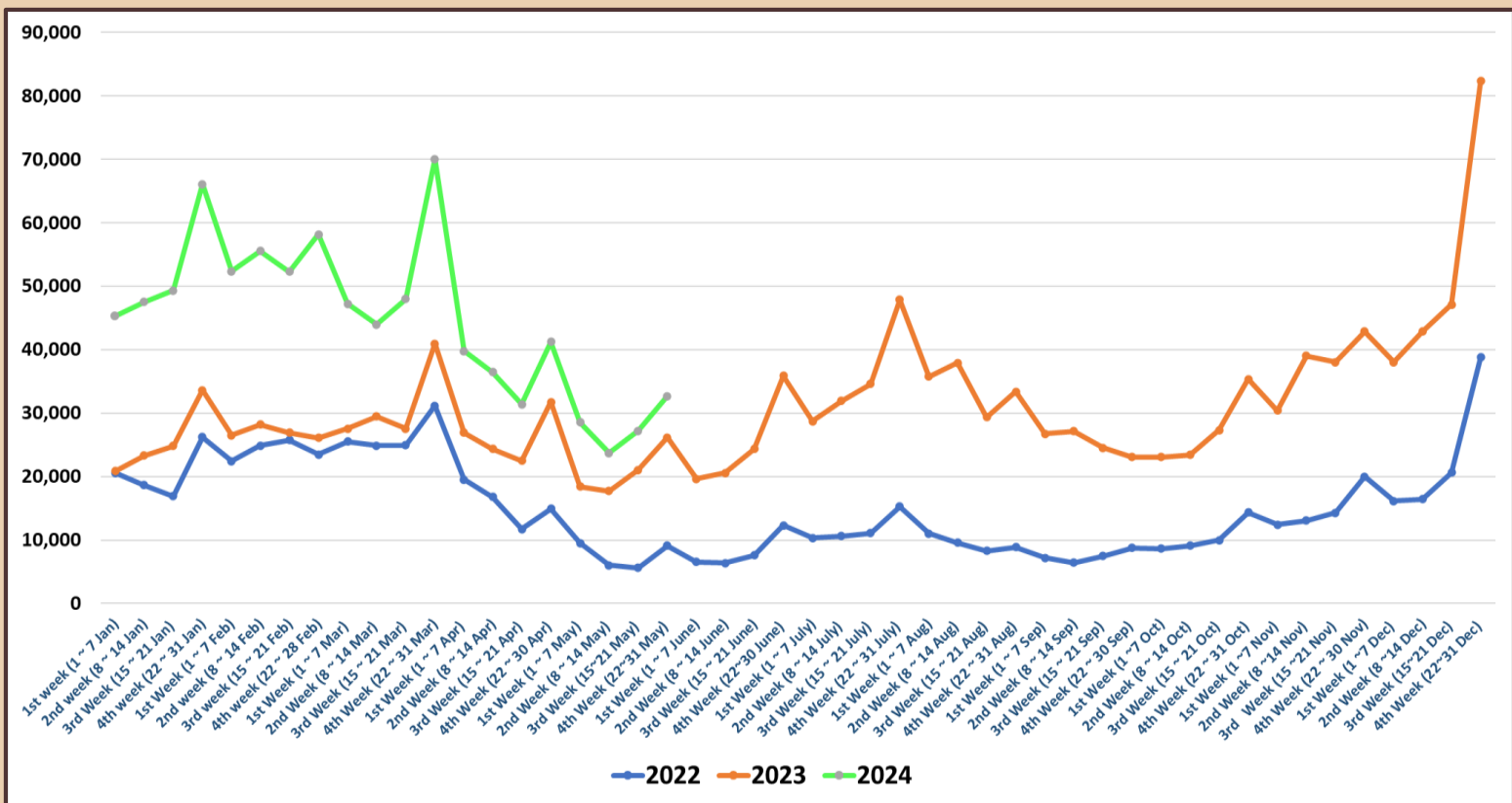


### Daily trend of tourist arrivals, 2022, 2023 & 2024

Daily arrival distribution - 2022 ~ 2024













### Weekly distribution of tourist arrivals, 2022, 2023 & 2024





## Top ten source markets, 01<sup>st</sup> to 31<sup>st</sup> May 2024

Rank		Country	Number of Tourists	Share %
1		India	32,254	28.8%
2		United Kingdom	8,094	7.2%
3		Maldives	8,040	7.2%
4		China	7,511	6.7%
5		Germany	7,495	6.7%
6		Australia	5,465	4.9%
7		Russian Federation	4,384	3.9%
8		United States	4,082	3.6%
9		France	4,064	3.6%
10		Canada	3,294	2.9%
11		Other	27,445	24.5%
		<b>Total</b>	<b>112,128</b>	



## Top twenty source markets, 01<sup>st</sup> January – 31<sup>st</sup> May 2024

Rank	Country	Number of Tourists
1	India	155,837
2	Russian Federation	110,692
3	United Kingdom	80,086
4	Germany	65,514
5	China	55,241
6	France	46,238
7	Australia	34,429
8	United States	28,694
9	Poland	22,849
10	Canada	18,960
11	Maldives	18,694
12	Netherlands	17,531
13	Italy	12,436
14	Switzerland	12,263
15	Czech Republic	11,917
16	Bangladesh	11,258
17	Japan	10,764
18	Spain	10,281
19	Israel	9,648
20	Kazakhstan	8,515
	Others	154,932
	<b>TOTAL</b>	<b>896,779</b>