




# WEEKLY TOURIST ARRIVALS 2024



AUGUST



# SUMMARY REPORT

Tourist arrivals from 01<sup>st</sup> to 19<sup>th</sup> August 2024

	2018	2023	2024	
Month	Number of Tourists	Number of Tourists	Number of Tourists	Percentage Change (24/23)
January	238,924	102,545	208,253	103.1
February	235,618	107,639	218,350	102.8
March	233,382	125,495	209,181	66.7
April	180,429	105,498	148,867	41.1
May	129,466	83,309	112,128	34.6
June	146,828	100,388	113,470	13.0
July	217,829	143,039	187,810	31.3
August	200,359	136,405	117,825	
September	149,087	111,938		
October	153,123	109,199		
November	195,582	151,496		
December	253,169	210,352		
<b>TOTAL</b>	<b>2,333,796</b>	<b>1,487,303</b>	<b>1,315,884</b>	

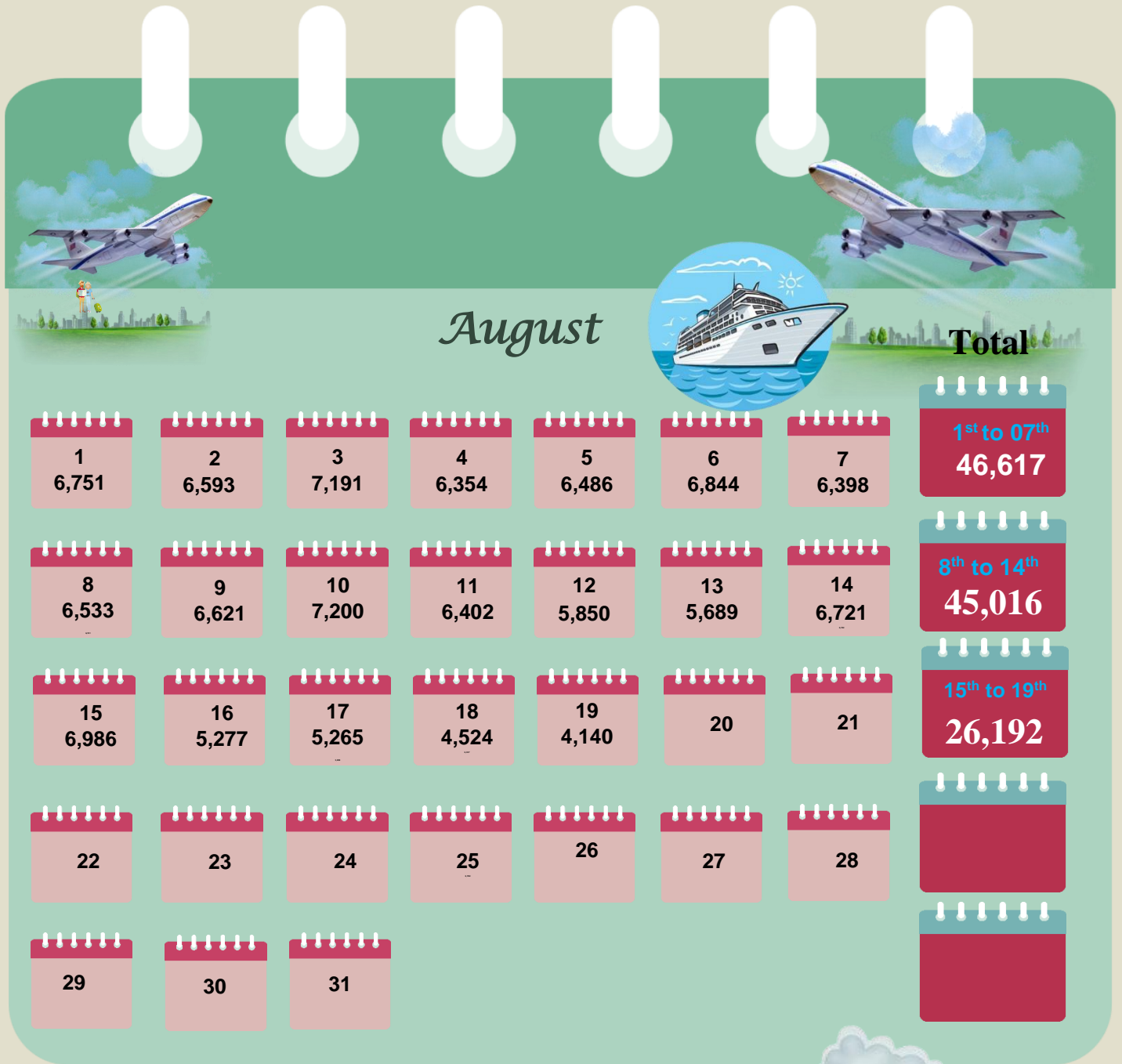


**Tourist arrivals | 01<sup>st</sup> to 19<sup>th</sup>  
August 2024**

**117,825**



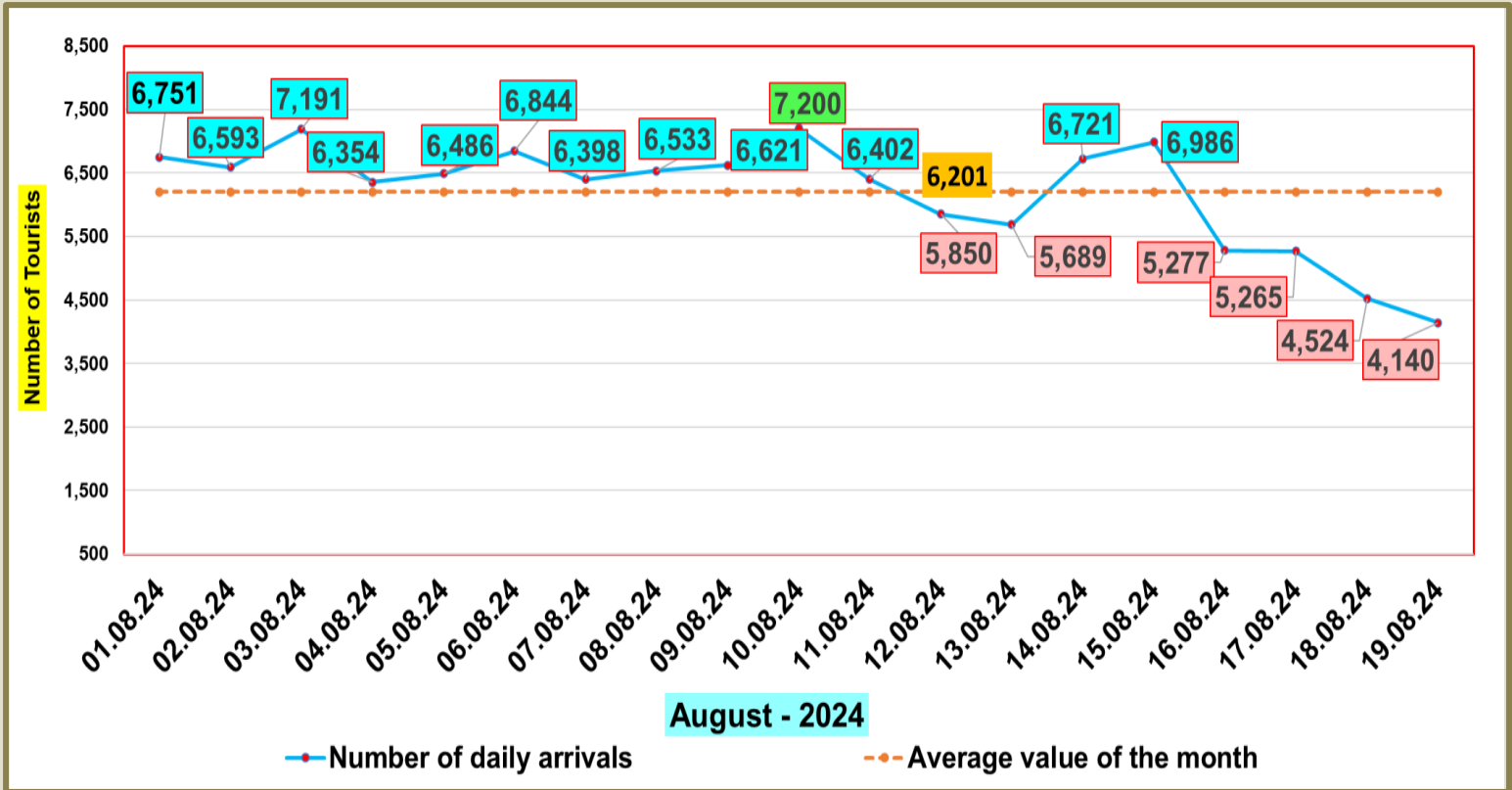
# Daily tourist arrivals, 01<sup>st</sup> to 19<sup>th</sup> August 2024



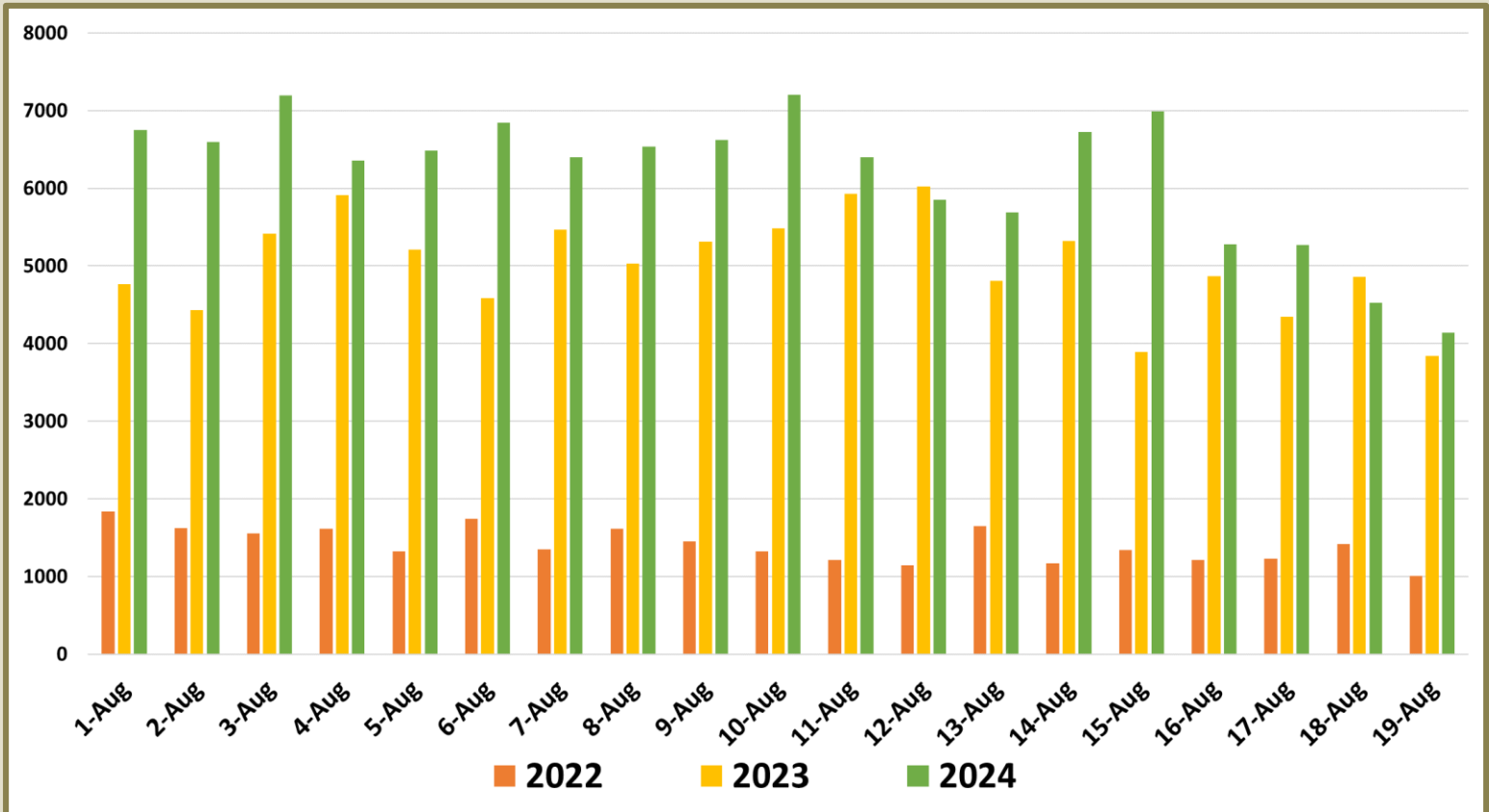




### Daily distribution of tourist arrivals, 01<sup>st</sup> to 19<sup>th</sup> August 2024

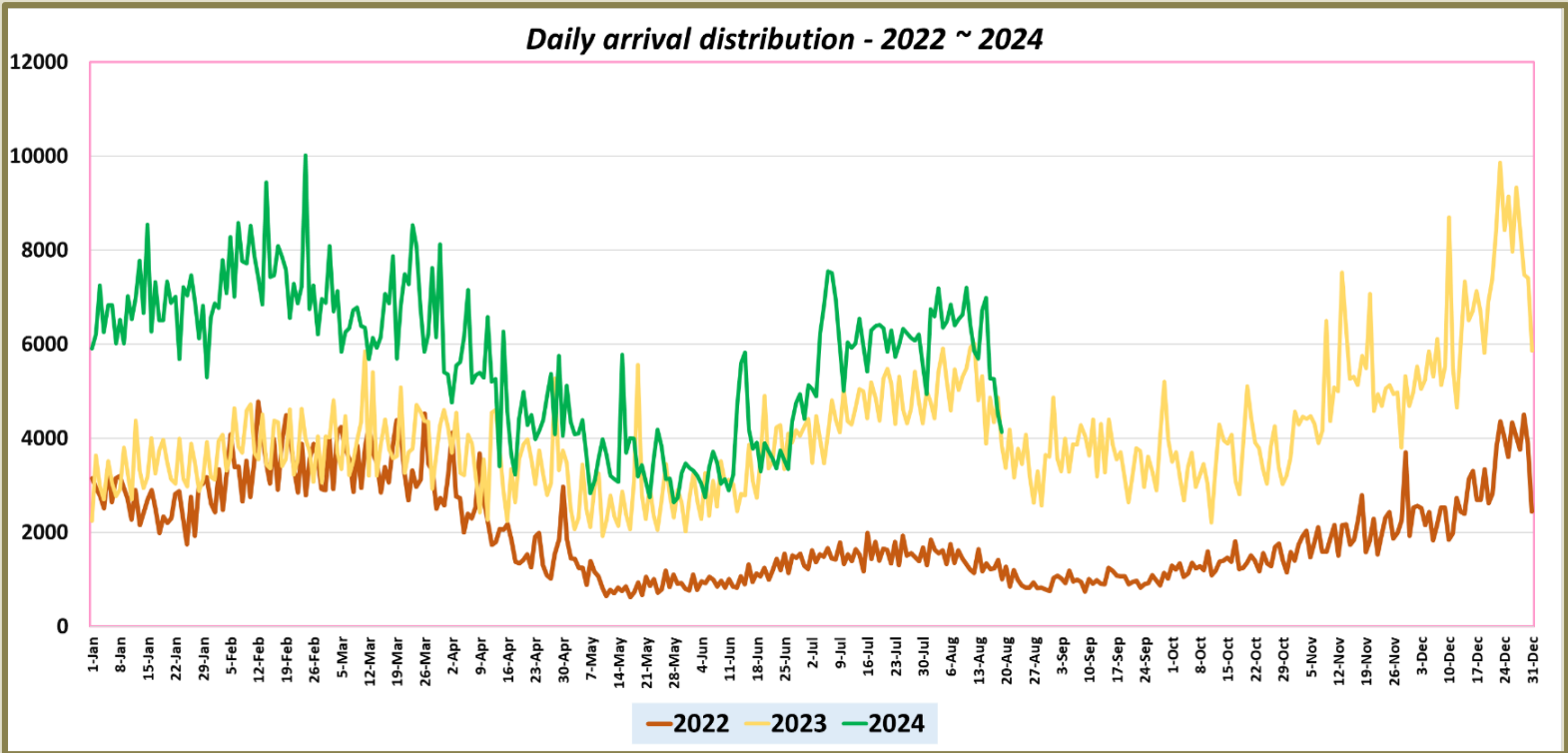


### Number of tourist arrivals, 2022, 2023 & 2024 (01<sup>st</sup> to 19<sup>th</sup> August)

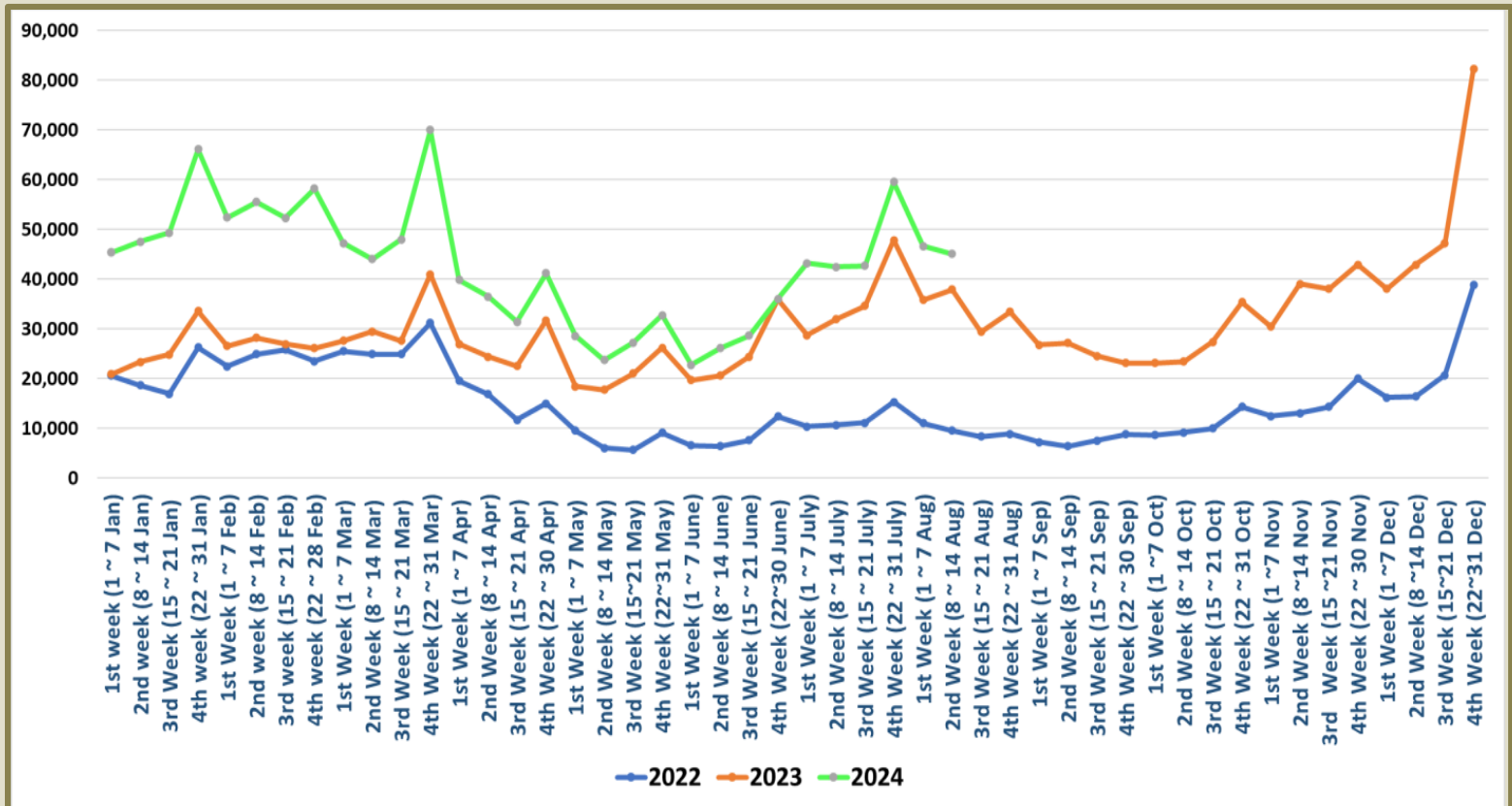




### Daily trend of tourist arrivals, 2022, 2023 & 2024













### Weekly distribution of tourist arrivals, 2022, 2023 & 2024





## Top ten source markets, 01<sup>st</sup> to 19<sup>th</sup> August 2024

Rank		Country	Number of Tourists	Share %
1		India	21,281	18.1%
2		United Kingdom	13,803	11.7%
3		China	8,543	7.3%
4		Italy	7,924	6.7%
5		Germany	7,391	6.3%
6		France	7,105	6.0%
7		Spain	5,194	4.4%
8		Australia	4,278	3.6%
9		Netherlands	4,241	3.6%
10		Russian Federation	3,118	2.6%
11		Other	34,947	29.7%
		<b>Total</b>	<b>117,825</b>	



## Top twenty source markets, 01<sup>st</sup> January – 19<sup>th</sup> August 2024

Rank	Country	Number of Tourists
1	India	246,922
2	United Kingdom	123,992
3	Russian Federation	121,800
4	Germany	88,079
5	China	85,399
6	France	65,850
7	Australia	52,395
8	United States	40,227
9	Netherlands	35,138
10	Canada	29,699
11	Maldives	29,078
12	Poland	27,775
13	Italy	25,782
14	Bangladesh	22,840
15	Spain	21,780
16	Switzerland	19,880
17	Japan	17,627
18	Israel	16,401
19	Czech Republic	14,173
20	Belgium	11,633
	Others	219,414
<b>TOTAL</b>		<b>1,315,884</b>