




WEEKLY TOURIST ARRIVALS 2024



AUGUST



SUMMARY REPORT

Tourist arrivals from 01st to 31st August 2024

	2018	2023	2024	
Month	Number of Tourists	Number of Tourists	Number of Tourists	Percentage Change (24/23)
January	238,924	102,545	208,253	103.1
February	235,618	107,639	218,350	102.8
March	233,382	125,495	209,181	66.7
April	180,429	105,498	148,867	41.1
May	129,466	83,309	112,128	34.6
June	146,828	100,388	113,470	13.0
July	217,829	143,039	187,810	31.3
August	200,359	136,405	164,609	20.7
September	149,087	111,938		
October	153,123	109,199		
November	195,582	151,496		
December	253,169	210,352		
TOTAL	2,333,796	1,487,303	1,362,668	



Tourist arrivals | 01st to 31st August 2024

164,609

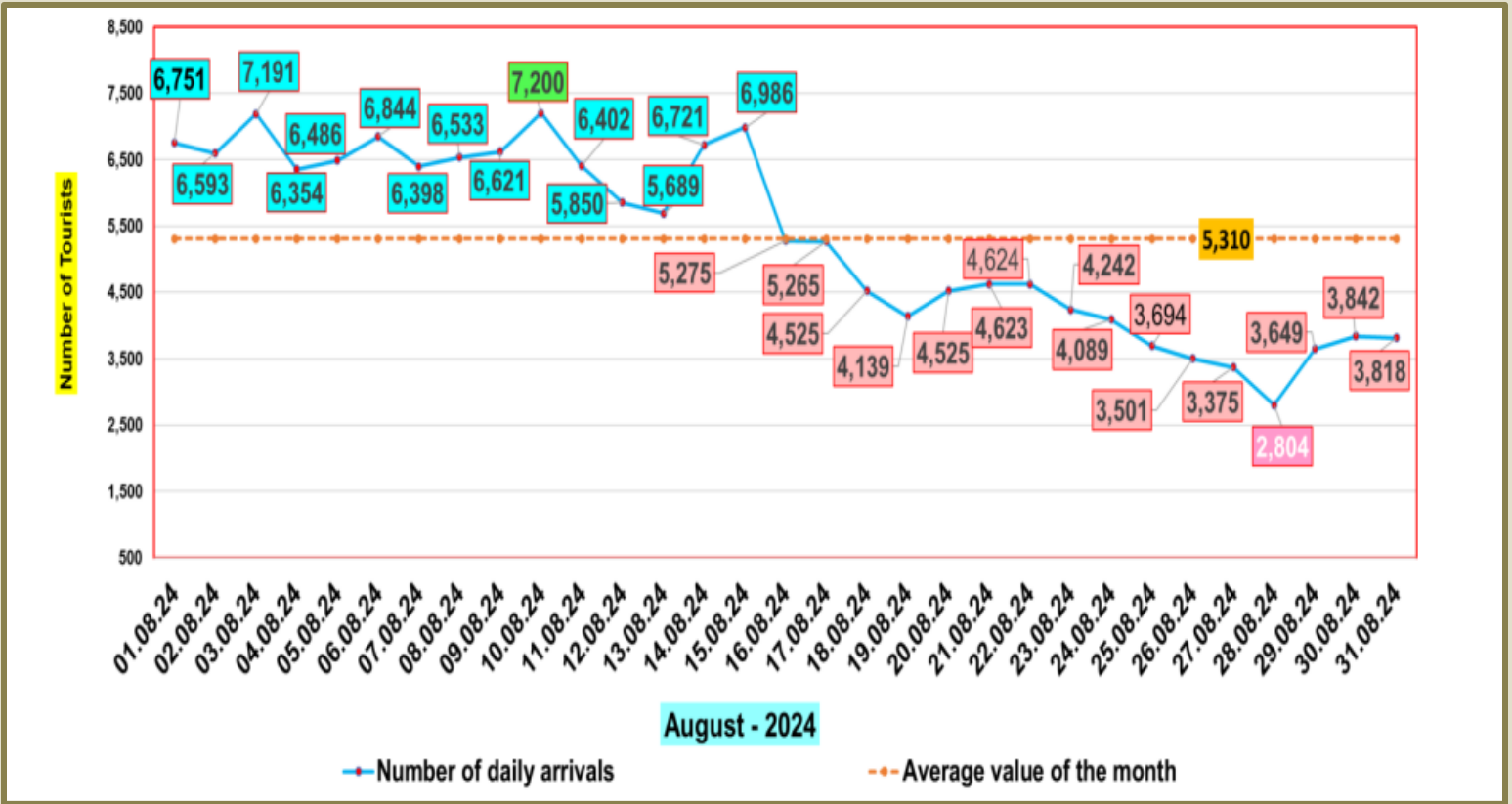


Daily tourist arrivals, 01st to 31st August 2024

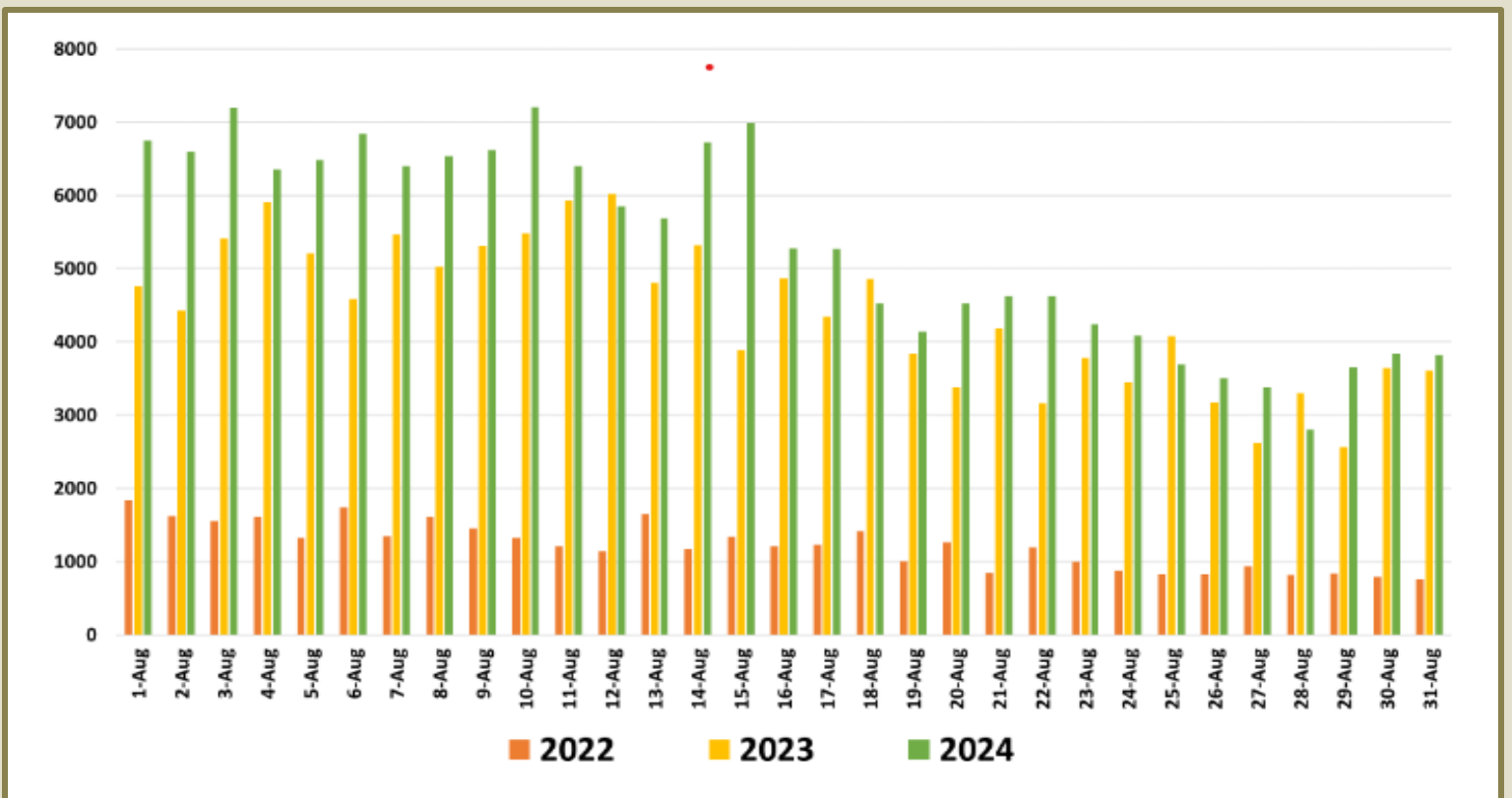




Daily distribution of tourist arrivals, 01st to 31st August 2024

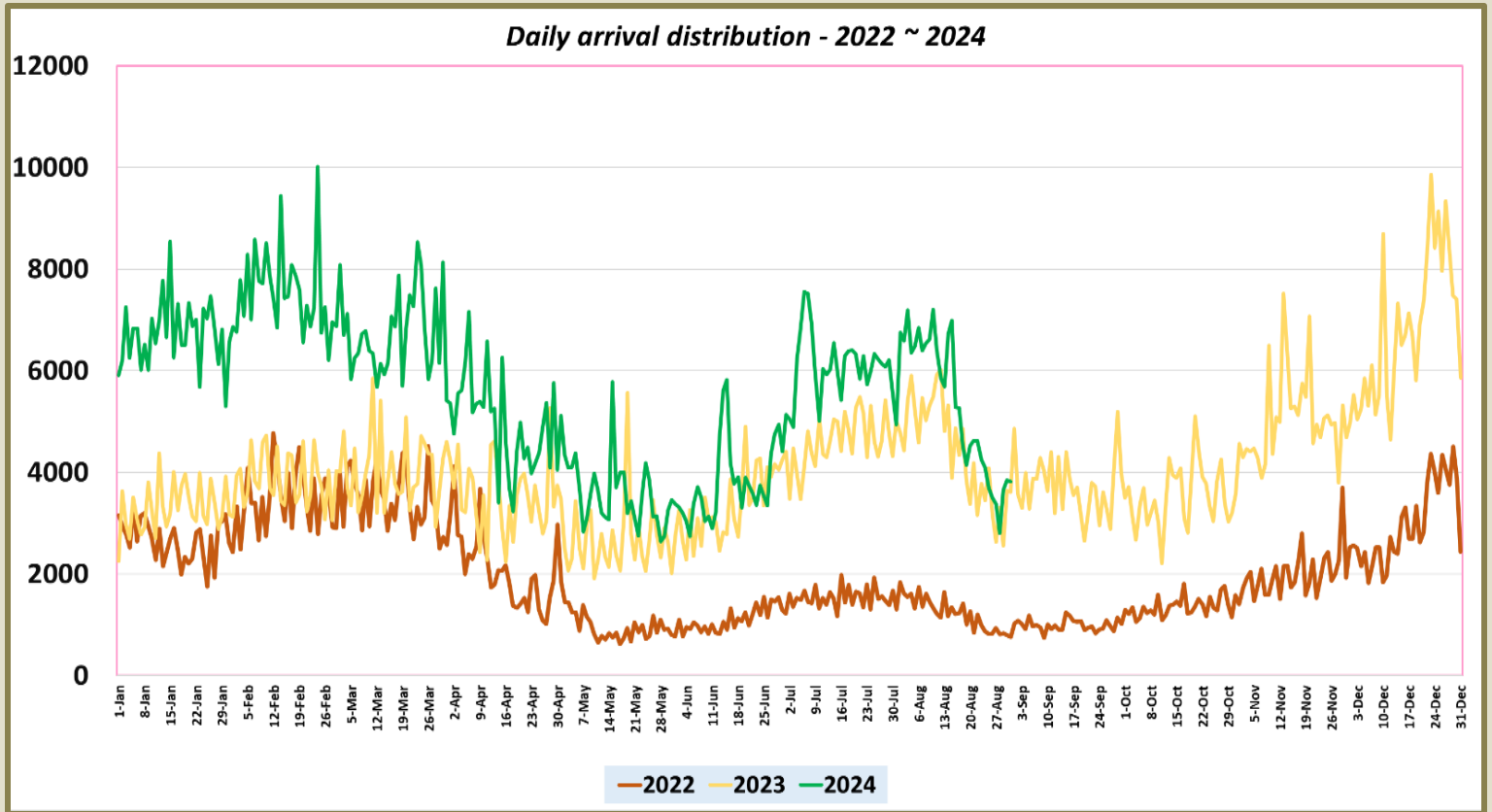


Number of tourist arrivals, 2022, 2023 & 2024 (01st to 31st August)

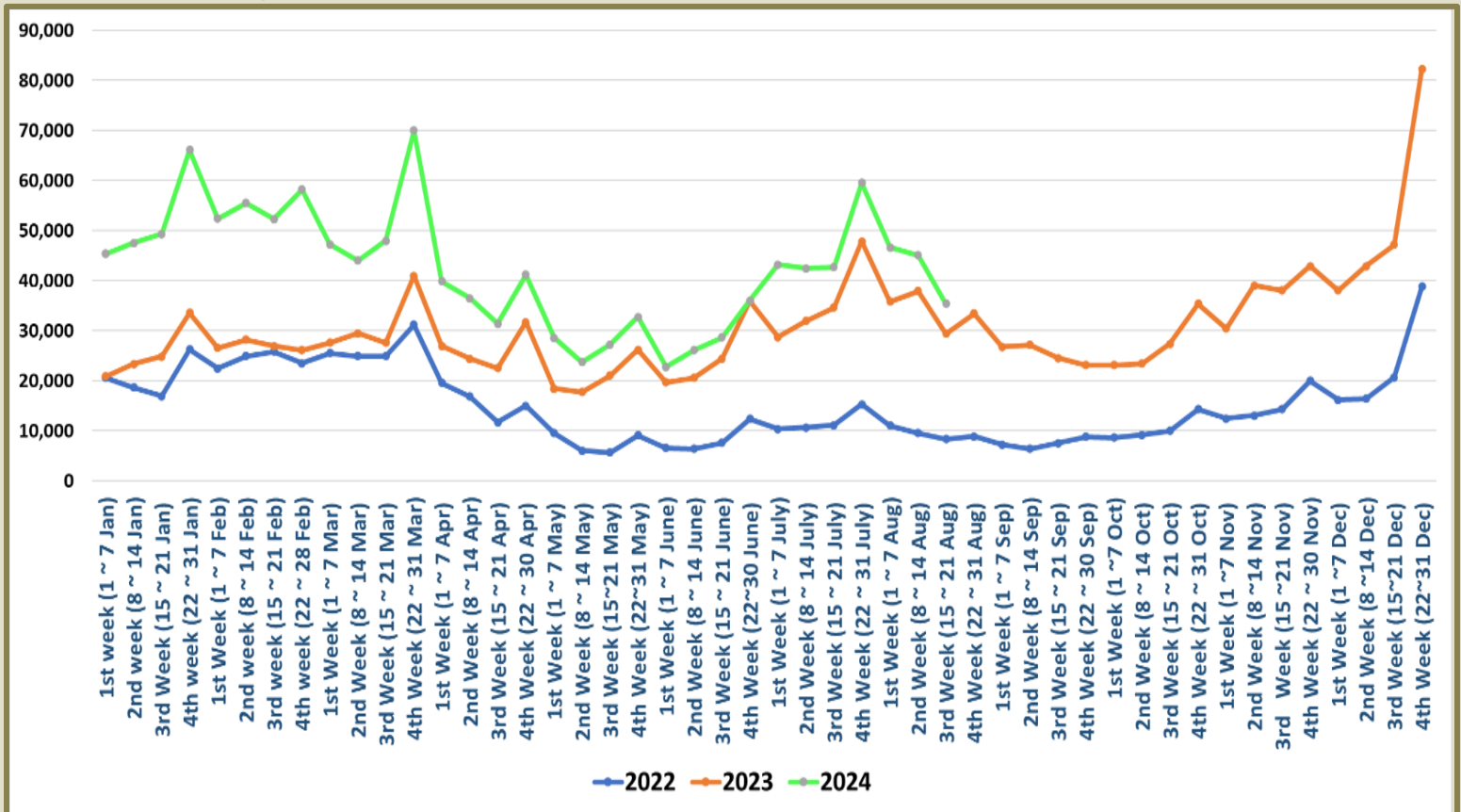




Daily trend of tourist arrivals, 2022, 2023 & 2024











Weekly distribution of tourist arrivals, 2022, 2023 & 2024





Top ten source markets, 01st to 31st August 2024

Rank		Country	Number of Tourists	Share %
1		India	33,031	20.1%
2		United Kingdom	17,587	10.7%
3		China	11,333	6.9%
4		Germany	10,623	6.5%
5		Italy	9,586	5.8%
6		France	8,596	5.2%
7		Spain	7,262	4.4%
8		Australia	6,687	4.1%
9		Netherlands	5,355	3.3%
10		Russian Federation	4,351	2.6%
11		Other	50,198	30.5%
		Total	164,609	



Top twenty source markets, 01st January – 31st August 2024

Rank	Country	Number of Tourists
1	India	258,672
2	United Kingdom	127,776
3	Russian Federation	123,033
4	Germany	91,311
5	China	88,189
6	France	67,341
7	Australia	54,804
8	United States	41,218
9	Netherlands	36,252
10	Canada	30,912
11	Maldives	30,098
12	Poland	28,393
13	Italy	27,444
14	Bangladesh	24,116
15	Spain	23,848
16	Switzerland	20,499
17	Japan	18,734
18	Israel	17,373
19	Czech Republic	14,398
20	Malaysia	12,099
	Others	226,158
TOTAL		1,362,668