

WEEKLY TOURISTS ARRIVALS



December



SUMMARY REPORT

Tourist arrivals from 01st to 22nd December 2024

	2018	2023	2024	
Month	Number of Tourists	Number of Tourists	Number of Tourists	Percentage Change (24/23)
January	238,924	102,545	208,253	103.1
February	235,618	107,639	218,350	102.8
March	233,382	125,495	209,181	66.7
April	180,429	105,498	148,867	41.1
May	129,466	83,309	112,128	34.6
June	146,828	100,388	113,470	13.0
July	217,829	143,039	187,810	31.3
August	200,359	136,405	164,609	20.7
September	149,087	111,938	122,140	9.11
October	153,123	109,199	135,907	24.45
November	195,582	151,496	184,158	21.56
December	253,169	210,352	161,383	
TOTAL	2,333,796	1,487,303	1,966,256	




**Tourist arrivals
01st to 22nd December 2024**

161,383

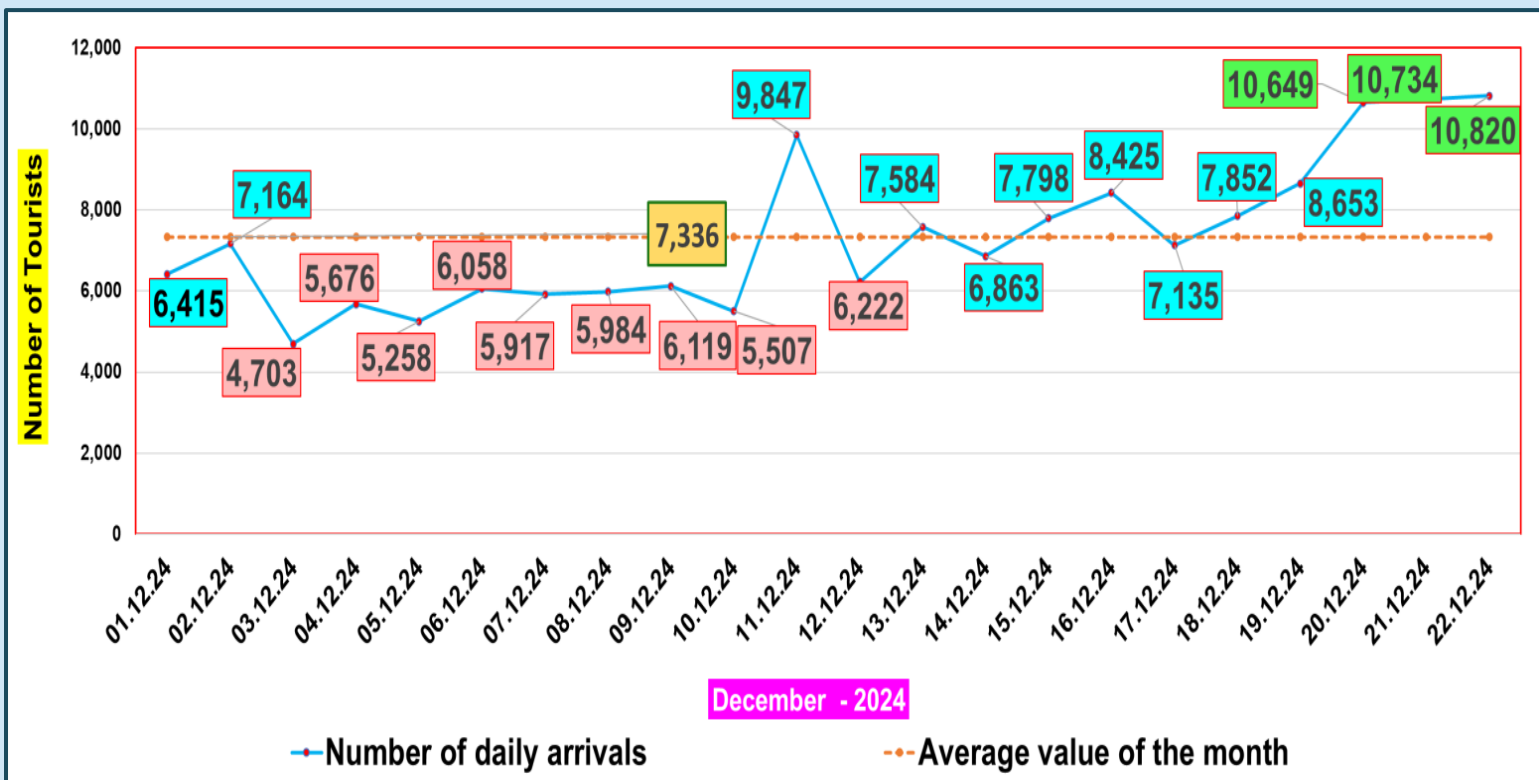


Daily tourist arrivals, 01st to 22nd December 2024

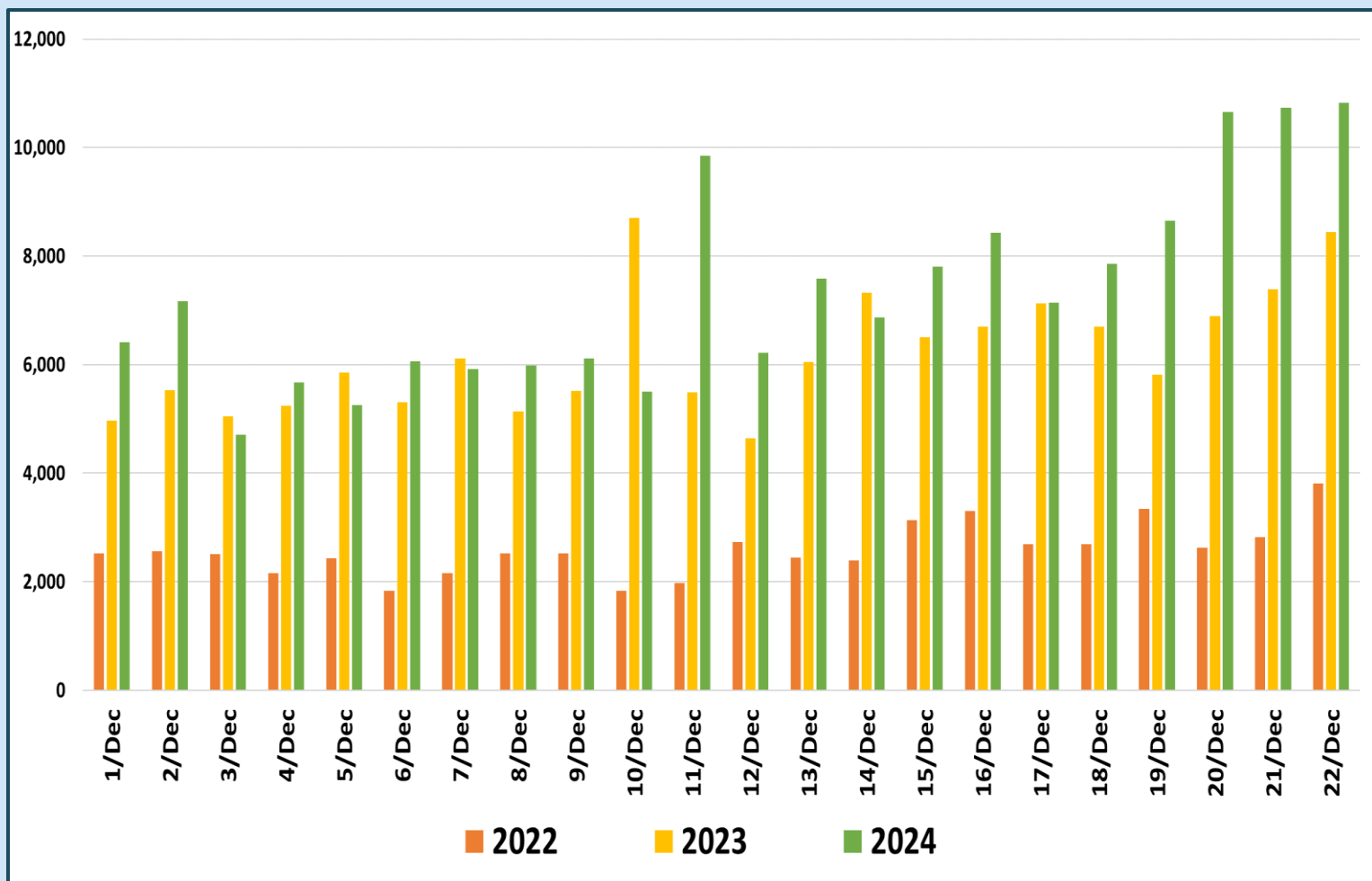




Daily distribution of tourist arrivals, 01st to 22nd December 2024

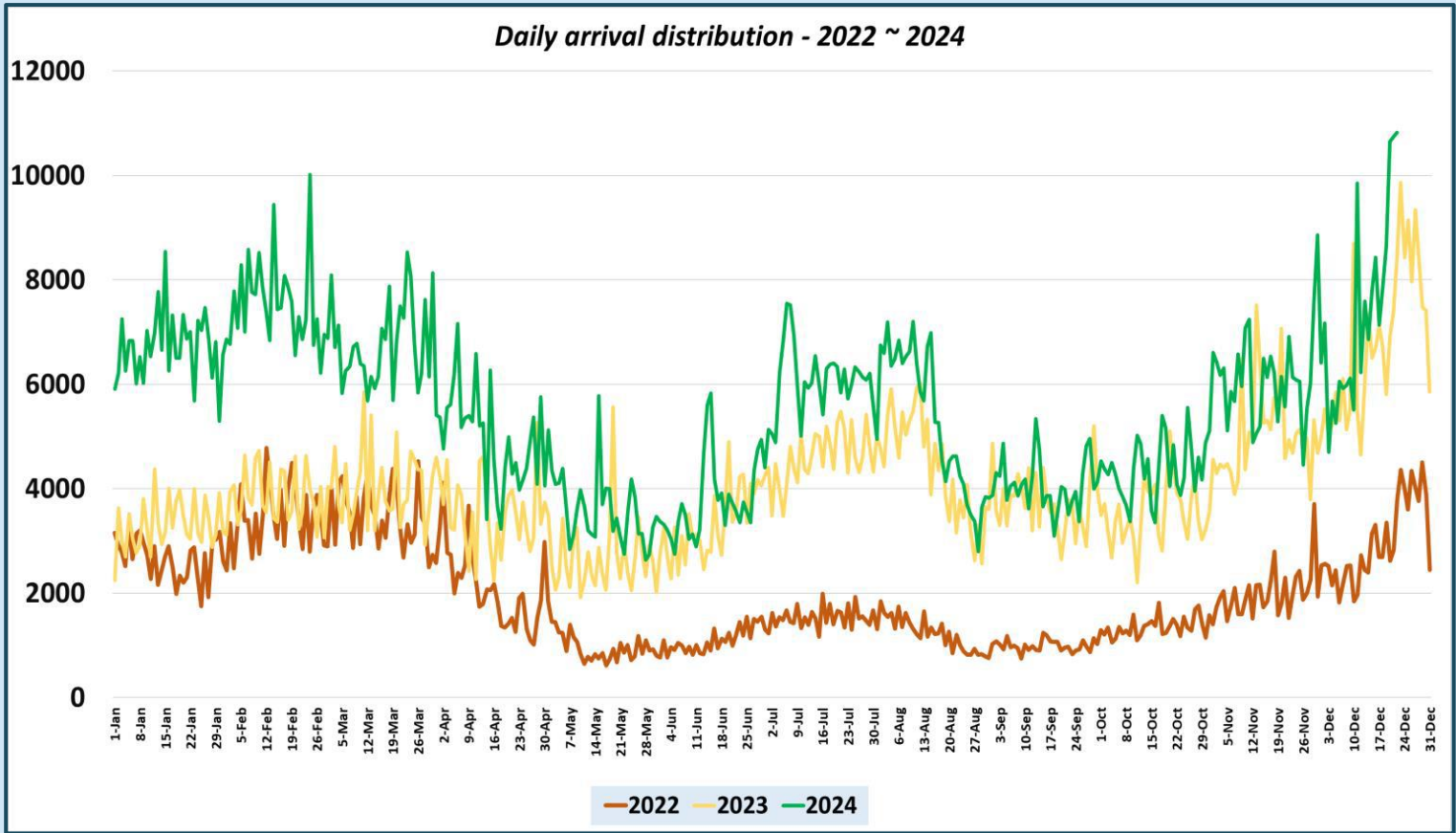


Number of tourist arrivals, 2022, 2023 & 2024 (01st to 22nd December)

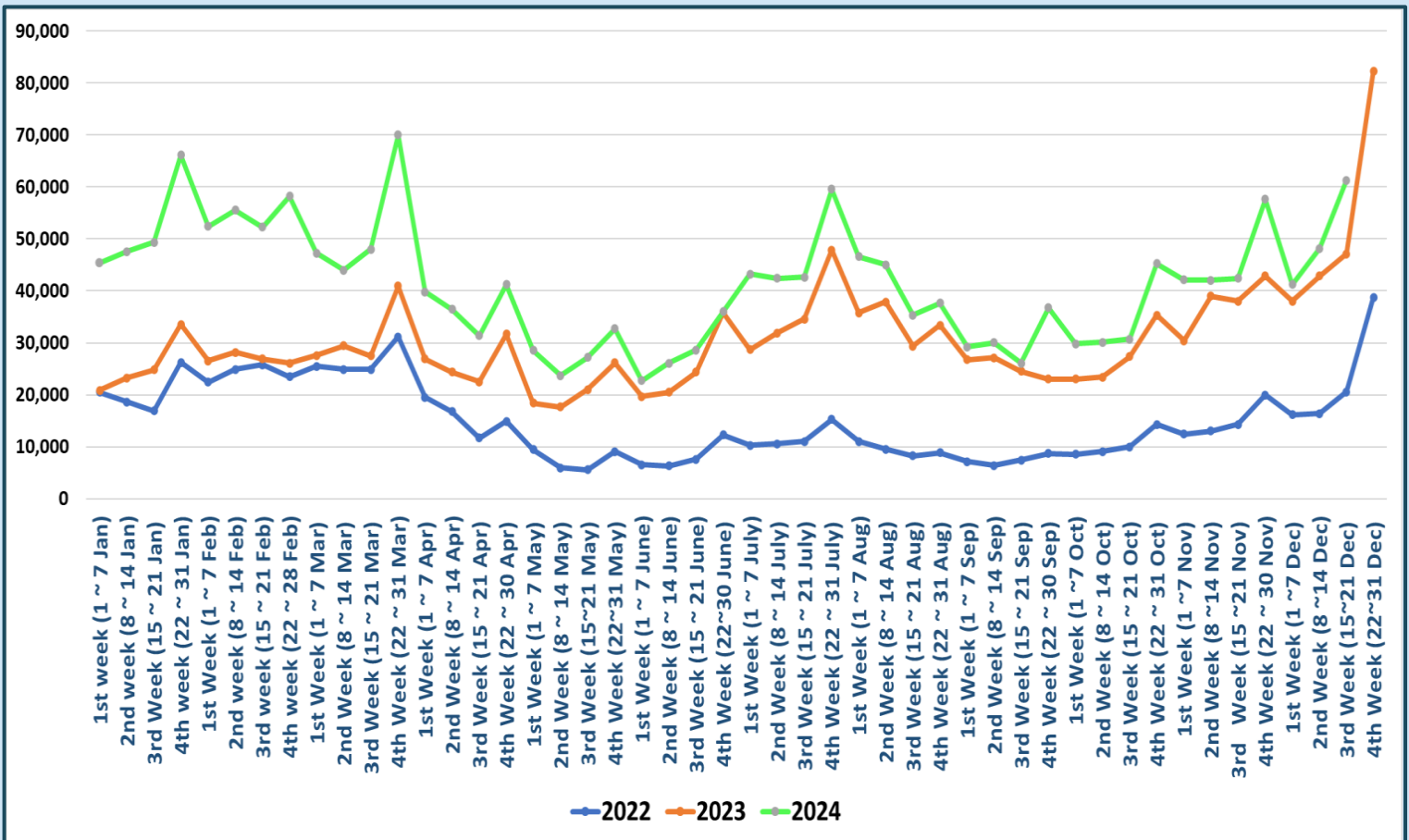




Daily trend of tourist arrivals, 2022, 2023 & 2024




Weekly distribution of tourist arrivals, 2022, 2023 & 2024





Top ten source markets, 01st to 22nd December 2024

Rank		Country	Number of Tourists	Share %
1		India	35,131	21.8%
2		Russian Federation	22,637	14.0%
3		United Kingdom	12,822	7.9%
4		Germany	9,998	6.2%
5		Australia	8,646	5.3%
6		China	6,998	4.3%
7		United States	5,009	3.1%
8		Maldives	4,007	2.5%
9		France	4,000	2.5%
10		Poland	3,679	2.3%
11		Other	48,456	30.0%
		Total	161,383	

* In line with the One China Policy, tourist arrivals from Taiwan are included in the total count of tourist arrivals from China.



Top twenty source markets, 01st January to 22nd December 2024

Rank	Country	Number of Tourists
1	India	399,224
2	Russian Federation	189,289
3	United Kingdom	172,404
4	Germany	131,379
5	China	120,268
6	France	86,440
7	Australia	85,110
8	United States	56,329
9	Netherlands	48,862
10	Maldives	44,326
11	Poland	41,611
12	Canada	40,890
13	Bangladesh	38,448
14	Spain	36,855
15	Italy	35,554
16	Switzerland	28,779
17	Japan	28,448
18	Israel	24,147
19	Czech Republic	18,663
20	Malaysia	17,863
	Others	321,367
	TOTAL	1,966,256

* In line with the One China Policy, tourist arrivals from Taiwan are included in the total count of tourist arrivals from China.