

WEEKLY TOURISTS ARRIVALS



December



SUMMARY REPORT

Tourist arrivals from 01st to 31st December 2024

	2018	2023	2024	
Month	Number of Tourists	Number of Tourists	Number of Tourists	Percentage Change (24/23)
January	238,924	102,545	208,253	103.1
February	235,618	107,639	218,350	102.8
March	233,382	125,495	209,181	66.7
April	180,429	105,498	148,867	41.1
May	129,466	83,309	112,128	34.6
June	146,828	100,388	113,470	13.0
July	217,829	143,039	187,810	31.3
August	200,359	136,405	164,609	20.7
September	149,087	111,938	122,140	9.11
October	153,123	109,199	135,907	24.45
November	195,582	151,496	184,158	21.56
December	253,169	210,352	248,592	18.18
TOTAL	2,333,796	1,487,303	2,053,465	38.07



**Tourist arrivals
01st to 31st December 2024**

248,592

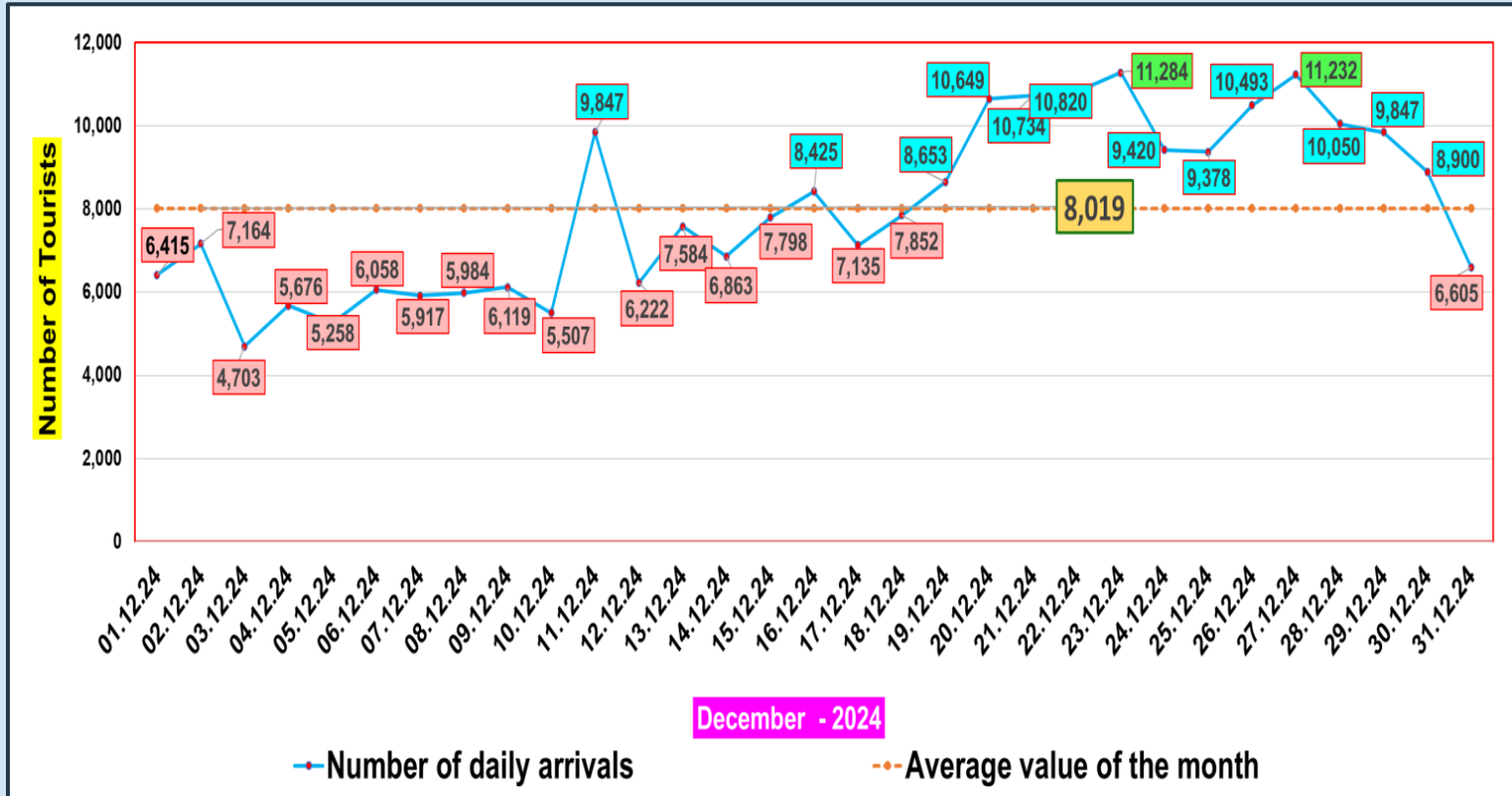


Daily tourist arrivals, 01st to 31st December 2024

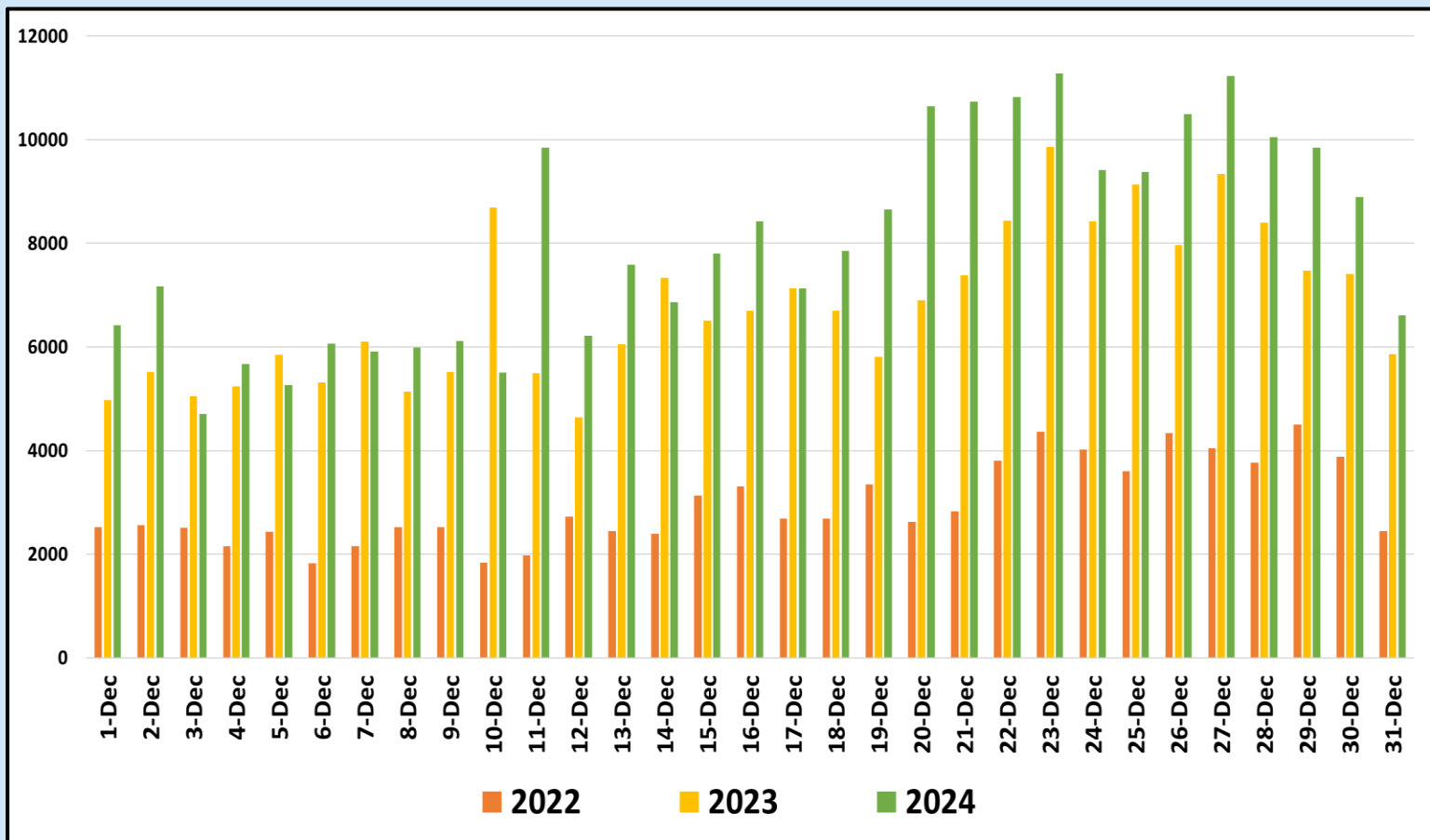




Daily distribution of tourist arrivals, 01st to 31st December 2024

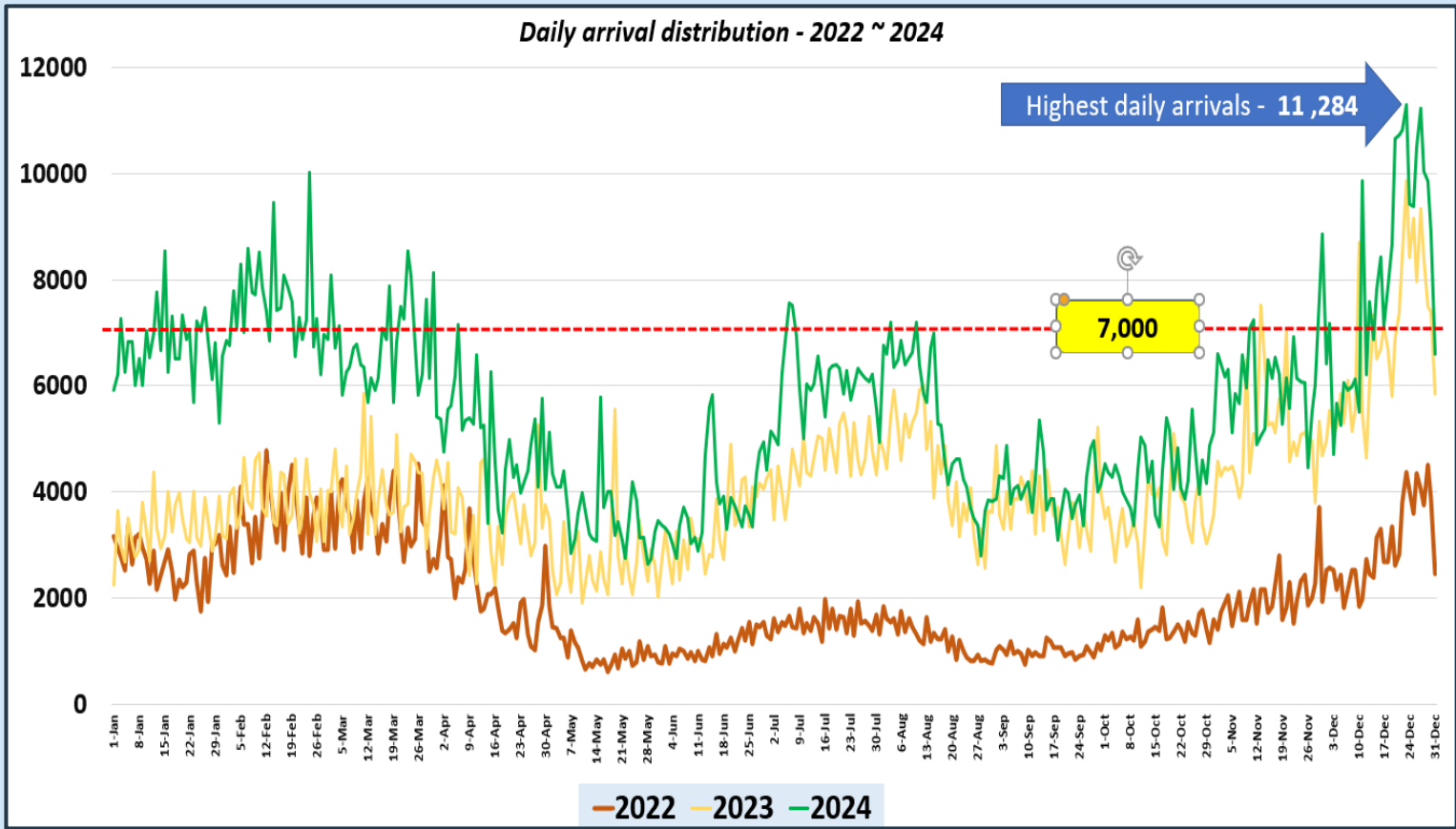


Number of tourist arrivals, 2022, 2023 & 2024 (01st to 31st December)

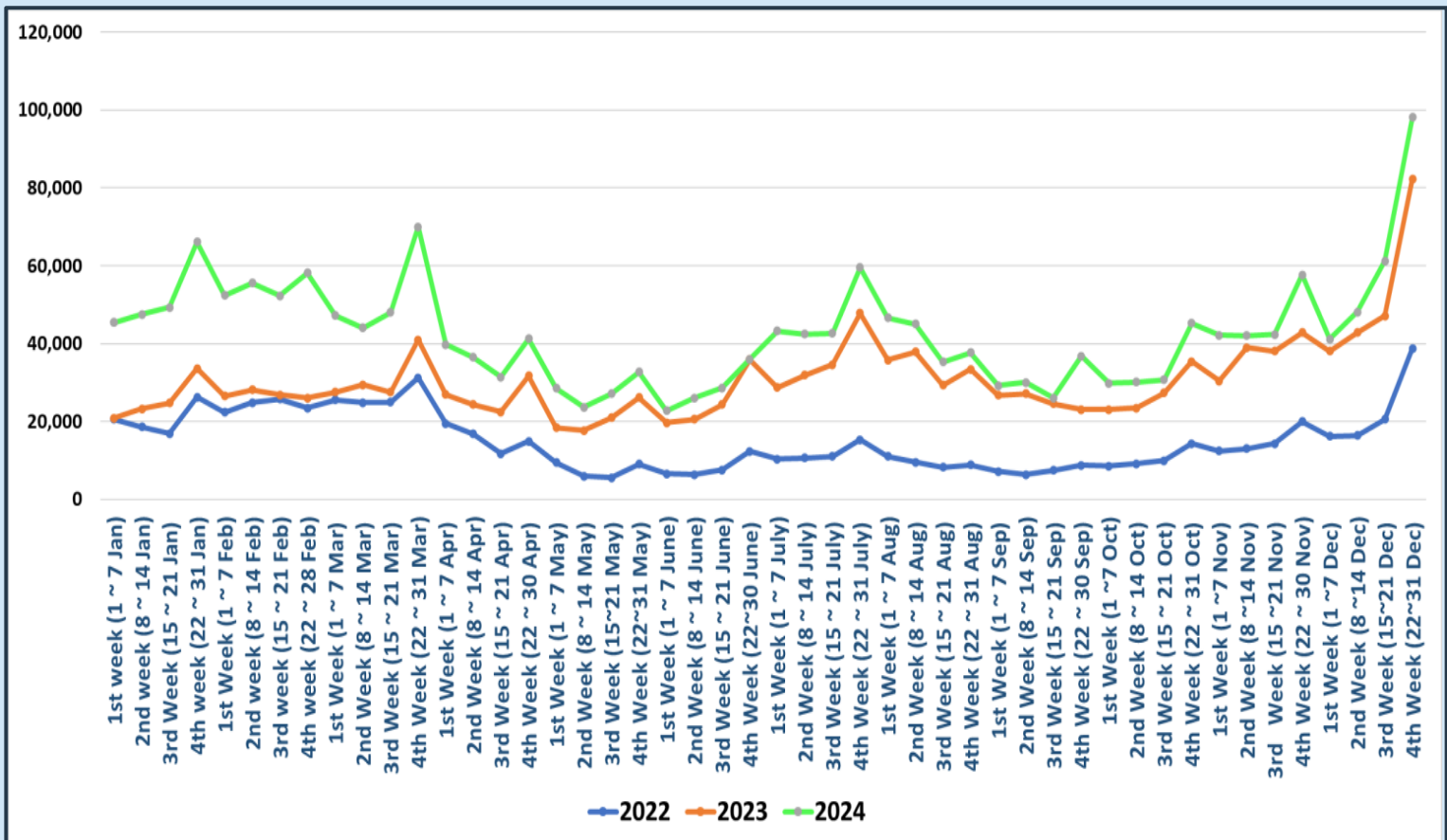




Daily trend of tourist arrivals, 2022, 2023 & 2024












Weekly distribution of tourist arrivals, 2022, 2023 & 2024





Top ten source markets, 01st to 31st December 2024

Rank		Country	Number of Tourists	Share %
1		India	52,881	21.3%
2		Russian Federation	35,268	14.2%
3		United Kingdom	18,757	7.5%
4		Germany	14,703	5.9%
5		Australia	13,109	5.3%
6		China	9,924	4.0%
7		United States	8,212	3.3%
8		Maldives	6,903	2.8%
9		France	6,332	2.5%
10		Poland	6,233	2.5%
11		Other	76,270	30.7%
		Total	248,592	



Top twenty source markets, 01st January to 31st December 2024

Rank	Country	Number of Tourists
1	India	416,974
2	Russian Federation	201,920
3	United Kingdom	178,339
4	Germany	136,084
5	China	131,681
6	Australia	89,573
7	France	88,772
8	United States	59,532
9	Netherlands	50,116
10	Maldives	47,222
11	Poland	44,165
12	Canada	42,212
13	Bangladesh	39,555
14	Italy	38,709
15	Spain	37,928
16	Japan	30,429
17	Switzerland	29,829
18	Israel	24,845
19	Czech Republic	19,279
20	Malaysia	18,259
	Others	328,042
	TOTAL	2,053,465