



**WEEKLY TOURIST  
ARRIVALS  
2024  
NOVEMBER**





# SUMMARY REPORT

Tourist arrivals from 01<sup>st</sup> to 05<sup>th</sup> November 2024

	2018	2023	2024	
Month	Number of Tourists	Number of Tourists	Number of Tourists	Percentage Change (24/23)
January	238,924	102,545	208,253	103.1
February	235,618	107,639	218,350	102.8
March	233,382	125,495	209,181	66.7
April	180,429	105,498	148,867	41.1
May	129,466	83,309	112,128	34.6
June	146,828	100,388	113,470	13.0
July	217,829	143,039	187,810	31.3
August	200,359	136,405	164,609	20.7
September	149,087	111,938	122,140	9.11
October	153,123	109,199	135,907	24.45
November	195,582	151,496	30,620	
December	253,169	210,352		
<b>TOTAL</b>	<b>2,333,796</b>	<b>1,487,303</b>	<b>1,651,335</b>	




**Tourist arrivals**  
**01<sup>st</sup> to 05<sup>th</sup> November 2024**

**30,620**

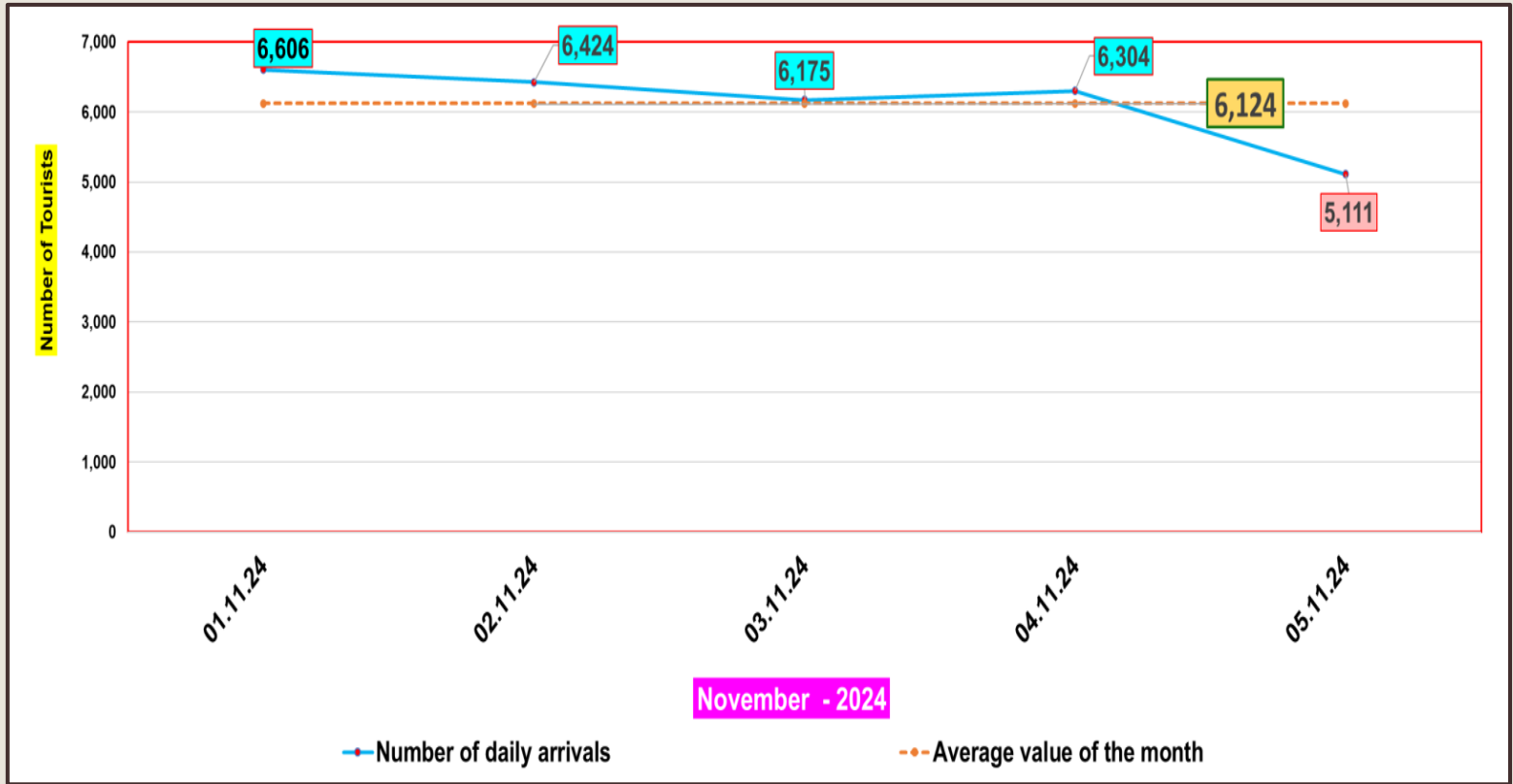


### Daily tourist arrivals, 01<sup>st</sup> to 05<sup>th</sup> November 2024

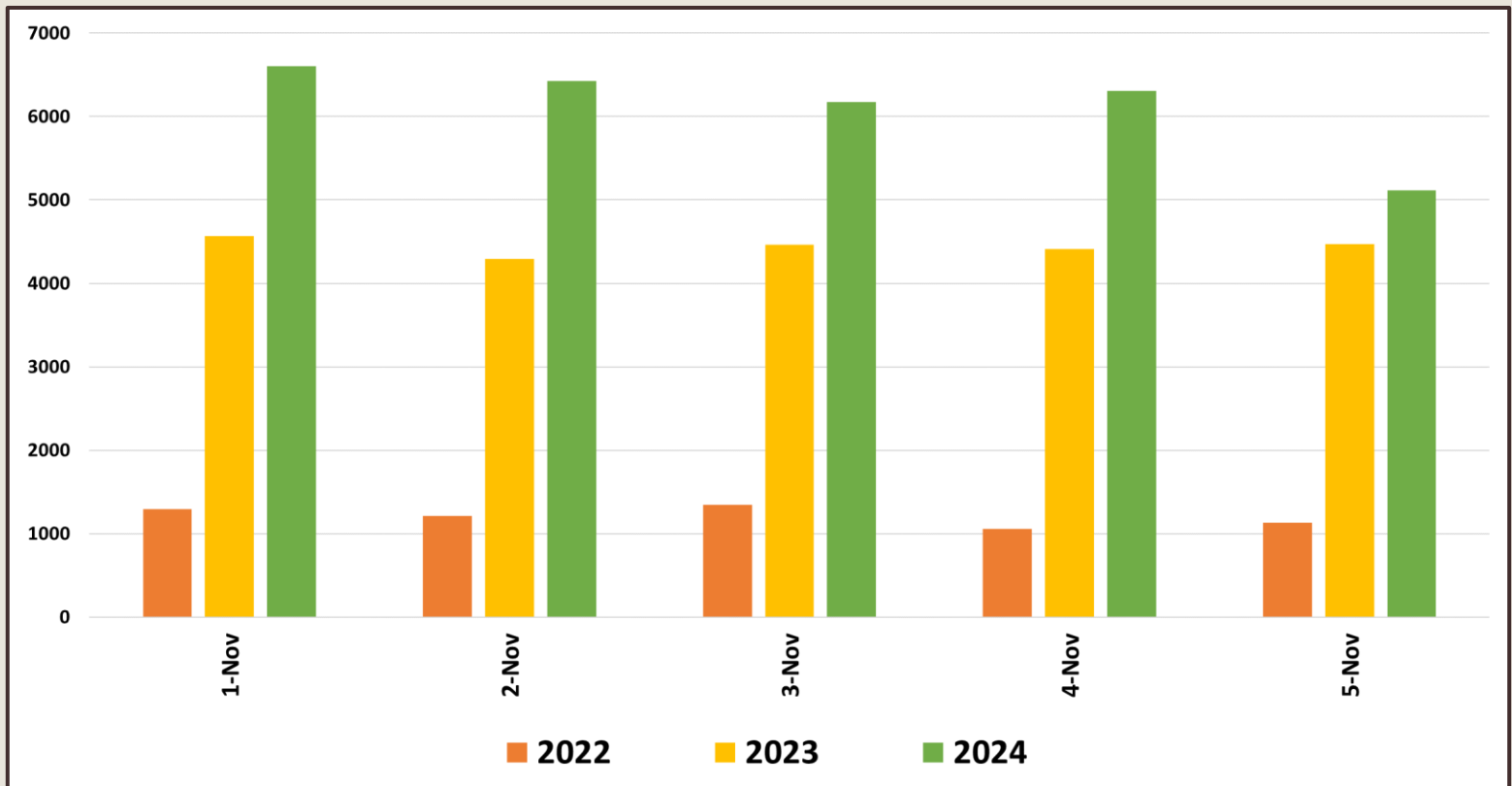




### Daily distribution of tourist arrivals, 01<sup>st</sup> to 05<sup>th</sup> November 2024

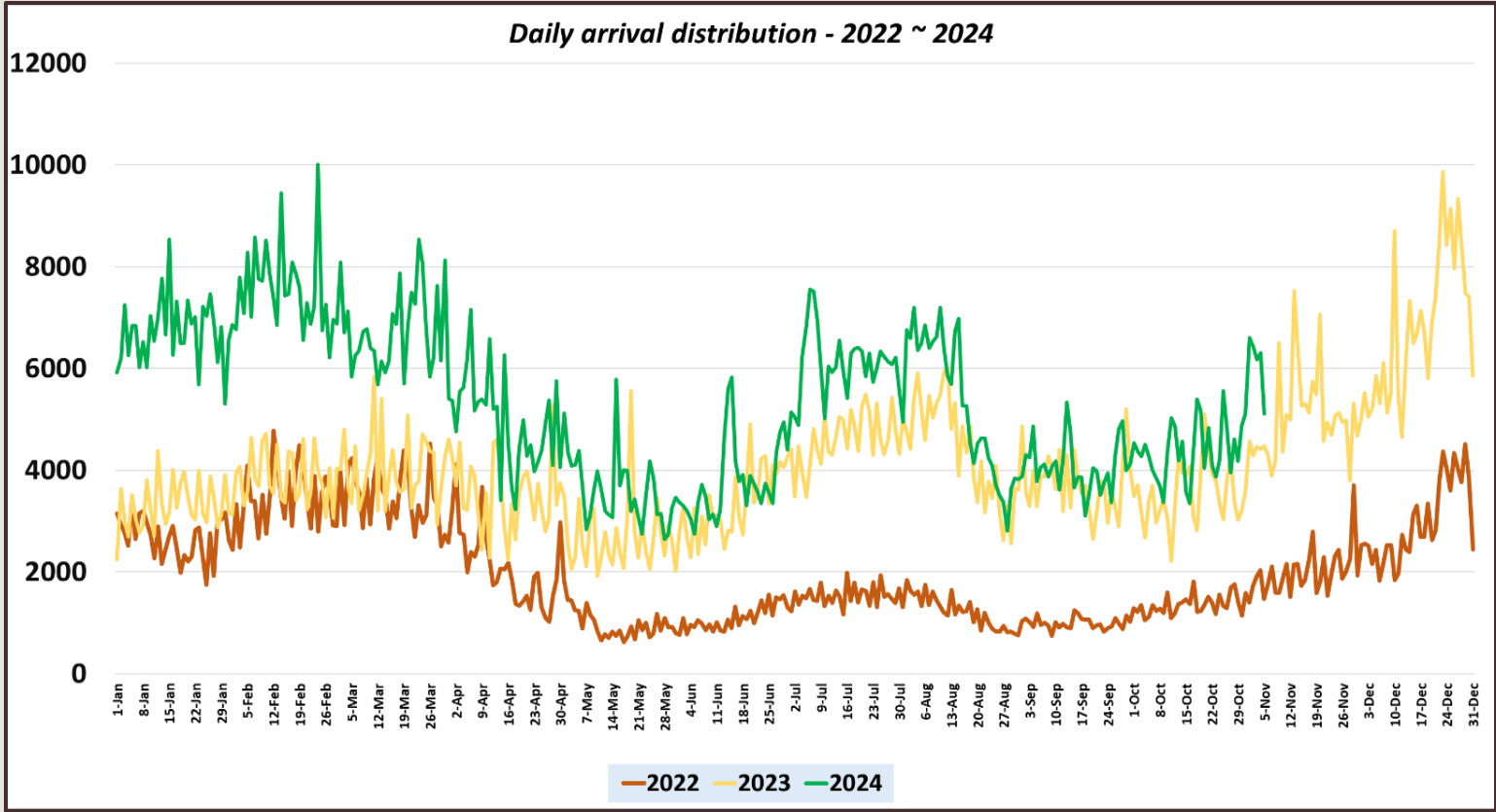


### Number of tourist arrivals, 2022, 2023 & 2024 (01<sup>st</sup> to 05<sup>th</sup> November)

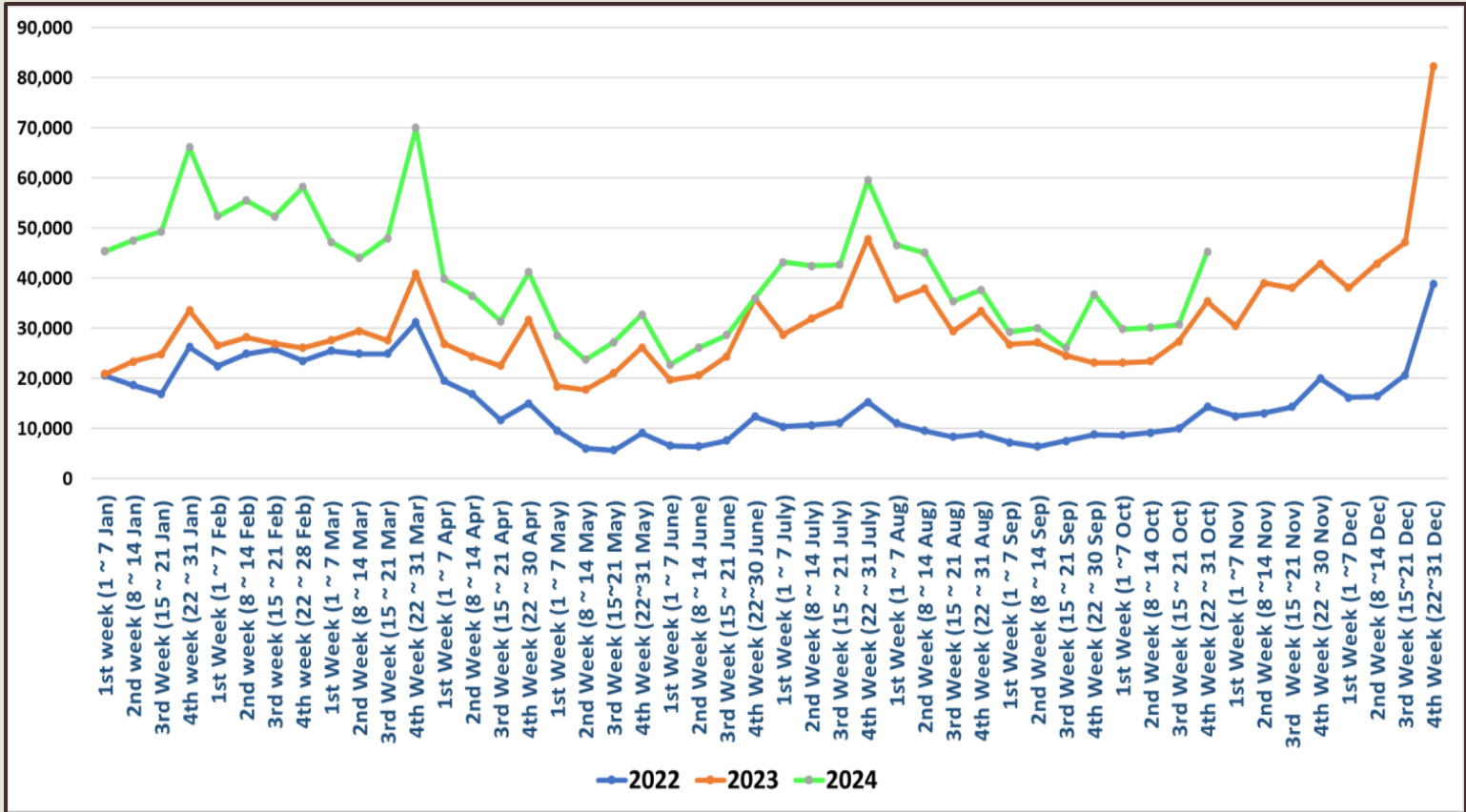




### Daily trend of tourist arrivals, 2022, 2023 & 2024











### Weekly distribution of tourist arrivals, 2022, 2023 & 2024





## Top ten source markets, 01<sup>st</sup> to 05<sup>th</sup> November 2024

Rank		Country	Number of Tourists	Share %
1		India	7,785	25.4%
2		Russian Federation	4,488	14.7%
3		Germany	2,752	9.0%
4		United Kingdom	1,821	5.9%
5		Australia	1,227	4.0%
6		China	1,076	3.5%
7		Poland	964	3.1%
8		France	850	2.8%
9		Spain	755	2.5%
10		Netherlands	656	2.1%
11		Other	8,246	26.9%
		<b>Total</b>	<b>30,620</b>	



## Top twenty source markets, 01<sup>st</sup> November - 05<sup>th</sup> November 2024

Rank	Country	Number of Tourists
1	India	330,758
2	United Kingdom	148,491
3	Russian Federation	142,087
4	Germany	111,540
5	China	106,650
6	France	76,625
7	Australia	69,754
8	United States	47,412
9	Netherlands	43,492
10	Maldives	37,862
11	Canada	35,716
12	Poland	33,732
13	Bangladesh	32,534
14	Spain	32,227
15	Italy	31,142
16	Japan	25,028
17	Switzerland	24,663
18	Israel	22,063
19	Czech Republic	15,814
20	Malaysia	15,307
	Others	268,438
	<b>TOTAL</b>	<b>1,651,335</b>