



**WEEKLY TOURIST
ARRIVALS
2024
NOVEMBER**



SUMMARY REPORT

Tourist arrivals from 01st to 20th November 2024

	2018	2023	2024	
Month	Number of Tourists	Number of Tourists	Number of Tourists	Percentage Change (24/23)
January	238,924	102,545	208,253	103.1
February	235,618	107,639	218,350	102.8
March	233,382	125,495	209,181	66.7
April	180,429	105,498	148,867	41.1
May	129,466	83,309	112,128	34.6
June	146,828	100,388	113,470	13.0
July	217,829	143,039	187,810	31.3
August	200,359	136,405	164,609	20.7
September	149,087	111,938	122,140	9.11
October	153,123	109,199	135,907	24.45
November	195,582	151,496	120,961	
December	253,169	210,352		
TOTAL	2,333,796	1,487,303	1,741,676	




Tourist arrivals
01st to 20th November 2024

120,961

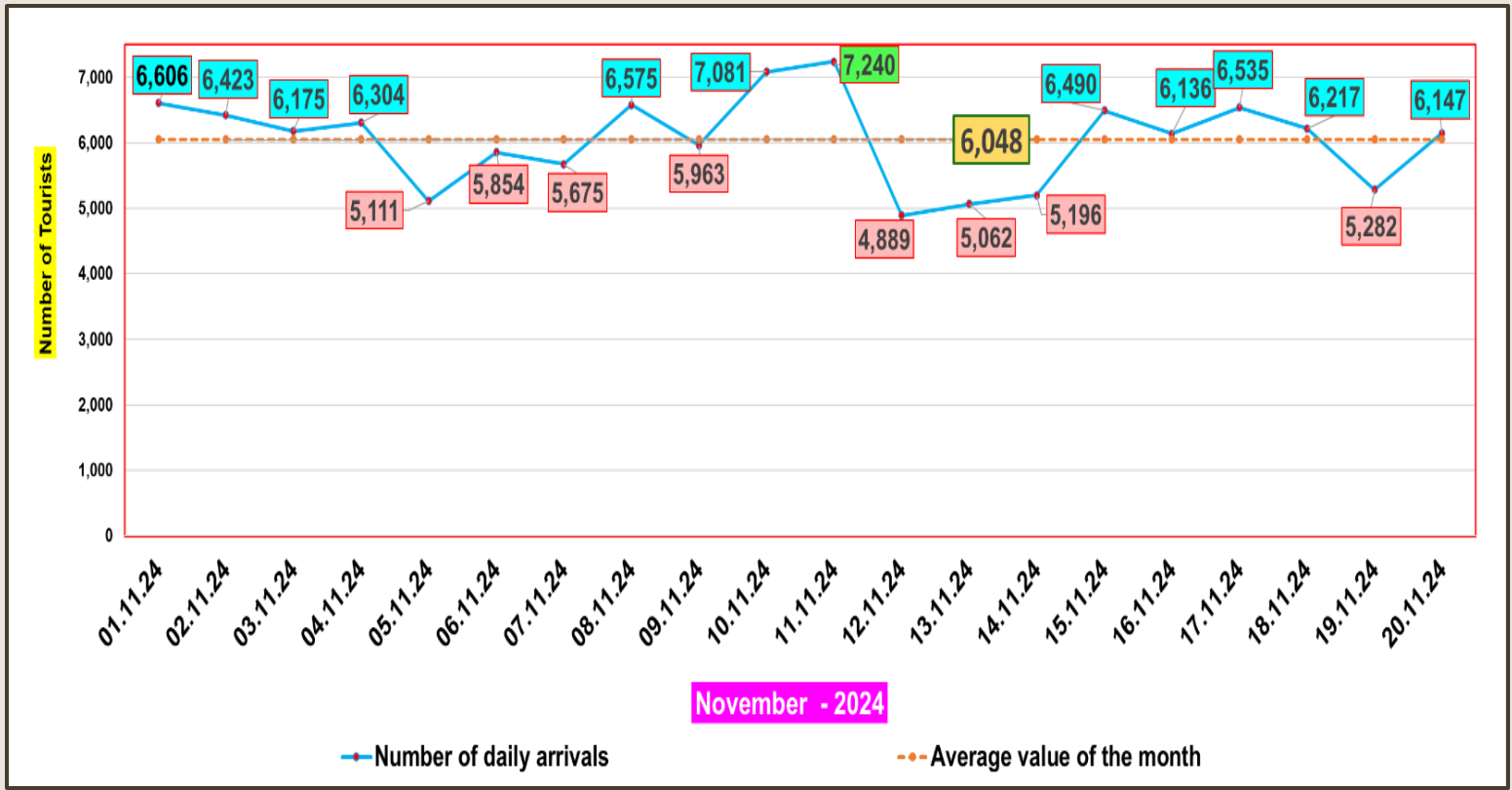


Daily tourist arrivals, 01st to 20th November 2024

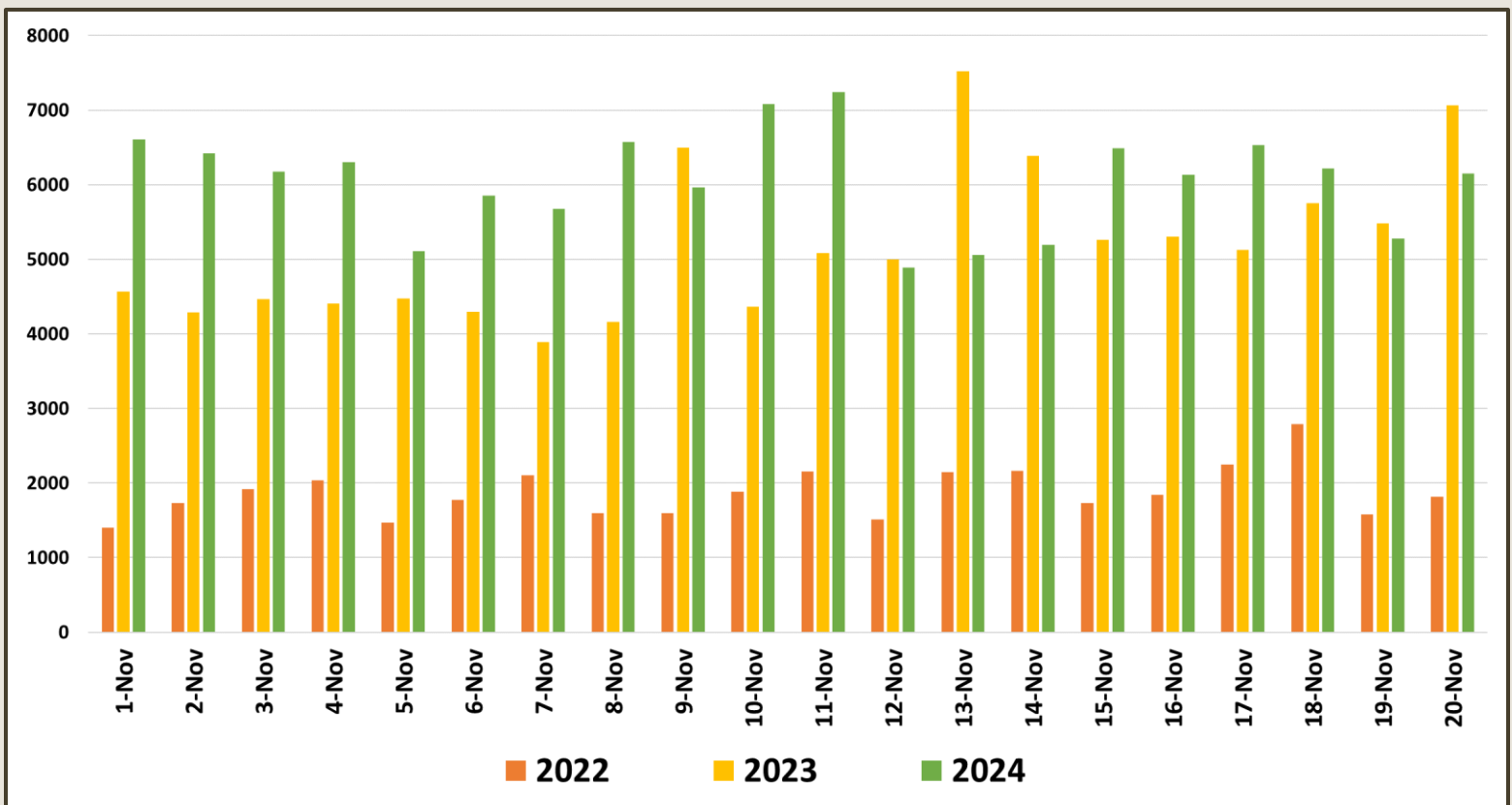




Daily distribution of tourist arrivals, 01st to 20th November 2024

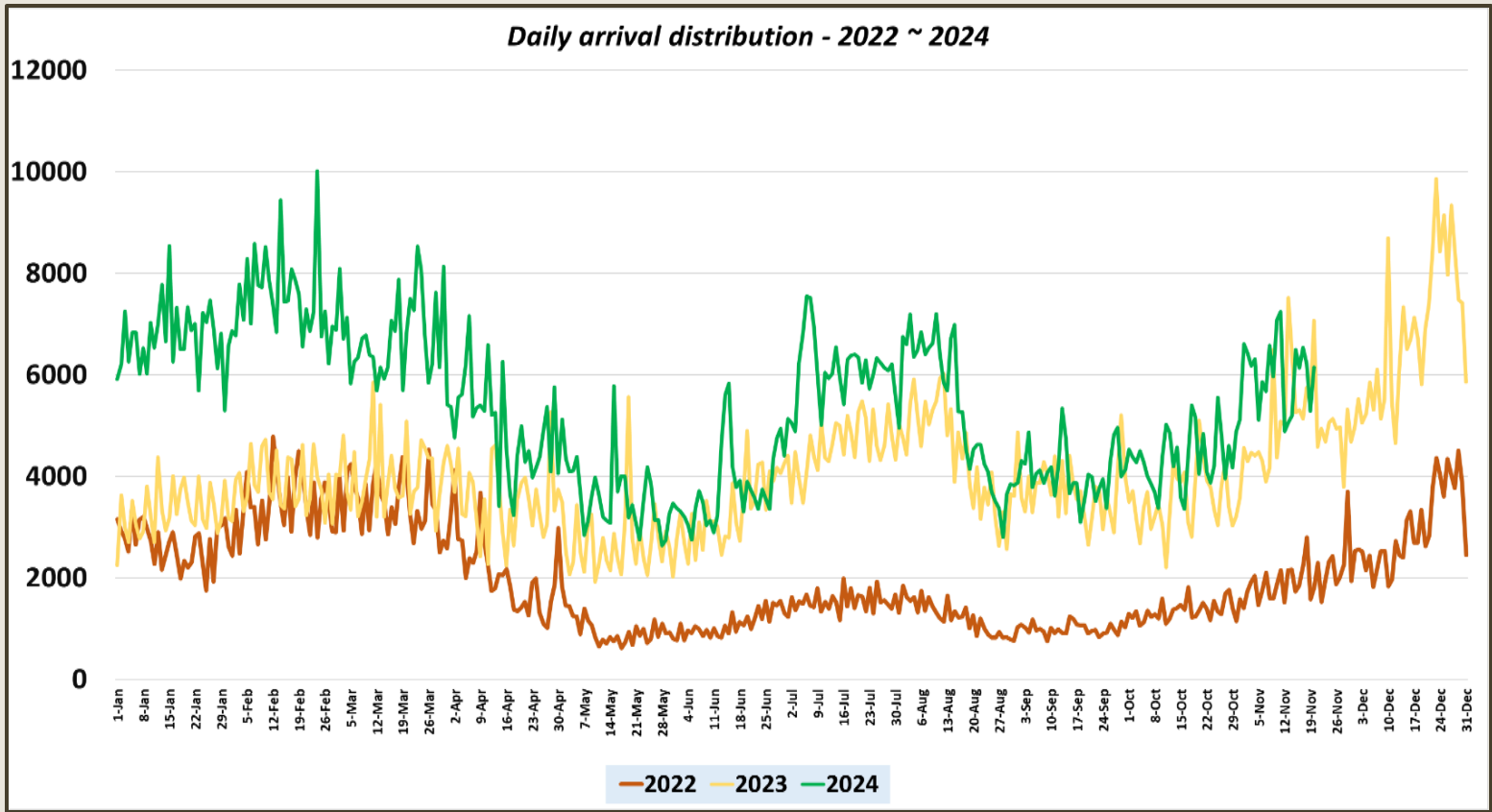


Number of tourist arrivals, 2022, 2023 & 2024 (01st to 20th November)

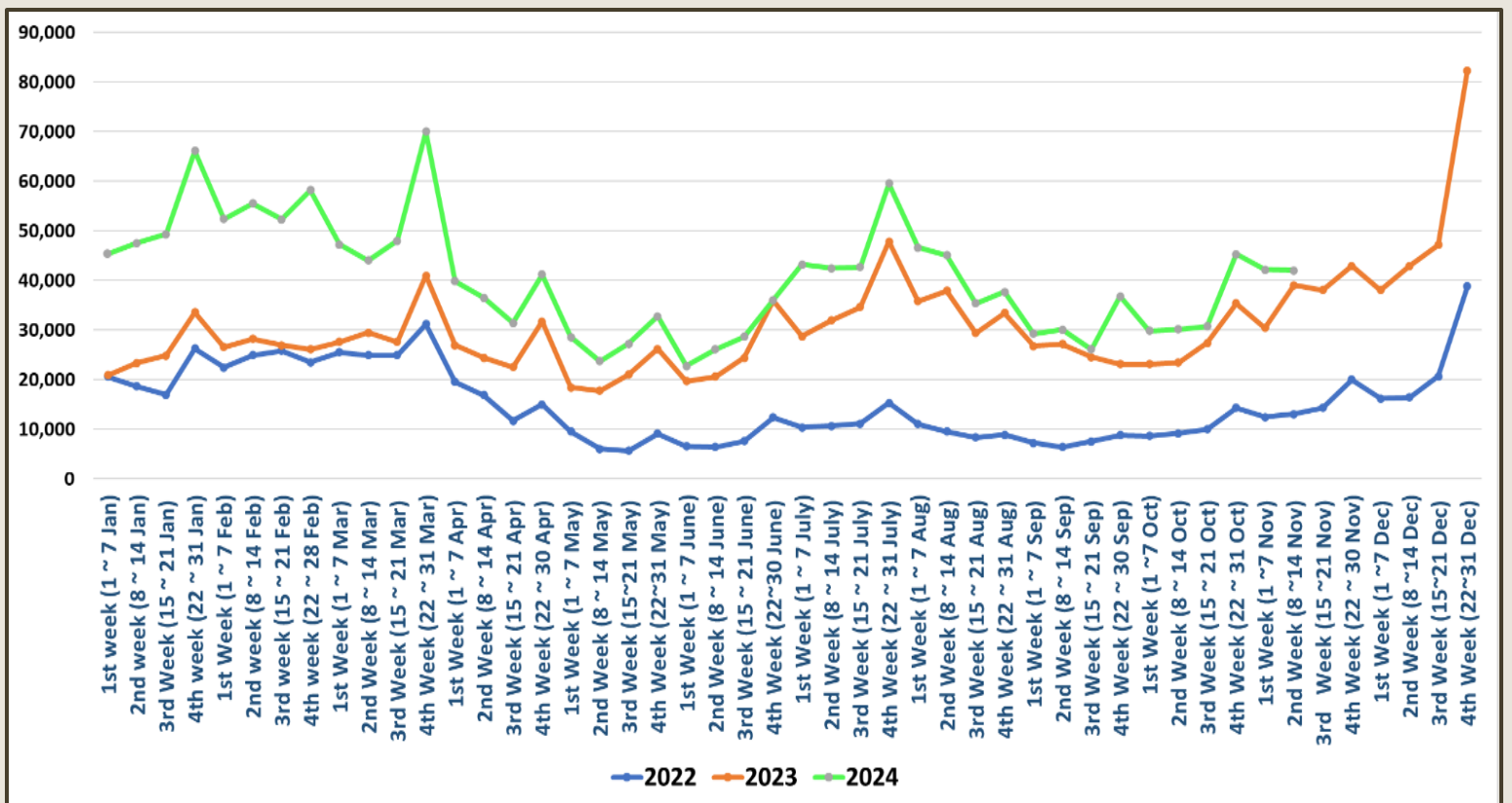




Daily trend of tourist arrivals, 2022, 2023 & 2024













Weekly distribution of tourist arrivals, 2022, 2023 & 2024





Top ten source markets, 01st to 20th November 2024

Rank		Country	Number of Tourists	Share %
1		India	26,717	22.1%
2		Russian Federation	20,157	16.7%
3		Germany	9,444	7.8%
4		United Kingdom	7,715	6.4%
5		Australia	4,762	3.9%
6		China	4,541	3.8%
7		France	4,450	3.7%
8		Poland	3,571	3.0%
9		United States	2,550	2.1%
10		Netherlands	2,412	2.0%
11		Other	34,642	28.6%
		Total	120,961	



Top twenty source markets, 01st November - 20th November 2024

Rank	Country	Number of Tourists
1	India	349,690
2	Russian Federation	157,756
3	United Kingdom	154,385
4	Germany	118,232
5	China	110,115
6	France	80,225
7	Australia	73,289
8	United States	49,398
9	Netherlands	45,248
10	Maldives	39,472
11	Canada	37,099
12	Poland	36,339
13	Bangladesh	34,230
14	Spain	33,721
15	Italy	32,169
16	Japan	26,037
17	Switzerland	25,893
18	Israel	22,369
19	Czech Republic	16,570
20	Malaysia	16,128
	Others	283,311
	TOTAL	1,741,676