



WEEKLY REPORT 2025



April



SUMMARY REPORT

Tourist arrivals from 01st to 15th April 2025

	2018	2024	2025	
Month	Number of Tourists	Number of Tourists	Number of Tourists	Percentage Change (25/24)
January	238,924	208,253	252,761	21.4
February	235,618	218,350	240,217	10.0
March	233,382	209,181	229,298	9.62
April	180,429	148,867	93,915	
May	129,466	112,128		
June	146,828	113,470		
July	217,829	187,810		
August	200,359	164,609		
September	149,087	122,140		
October	153,123	135,907		
November	195,582	184,158		
December	253,169	248,592		
TOTAL	2,333,796	2,053,465	816,191	



Tourist arrivals
01st to 15th April 2025

93,915



Daily tourist arrivals, 01st to 15th April 2025



A
P
R
I
L

1 st 6,053	8 th 5,634	15 th 4,851	22 nd	29 th
2 nd 6,321	9 th 6,027	16 th	23 rd	30 th
3 rd 6,178	10 th 6,192	17 th	24 th	31 st
4 th 6,516	11 th 6,348	18 th	25 th	
5 th 6,934	12 th 7,585	19 th	26 th	
6 th 6,613	13 th 6,307	20 th	27 th	
7 th 6,293	14 th 6,063	21 st	28 th	

Total

1st to 7th
44,908

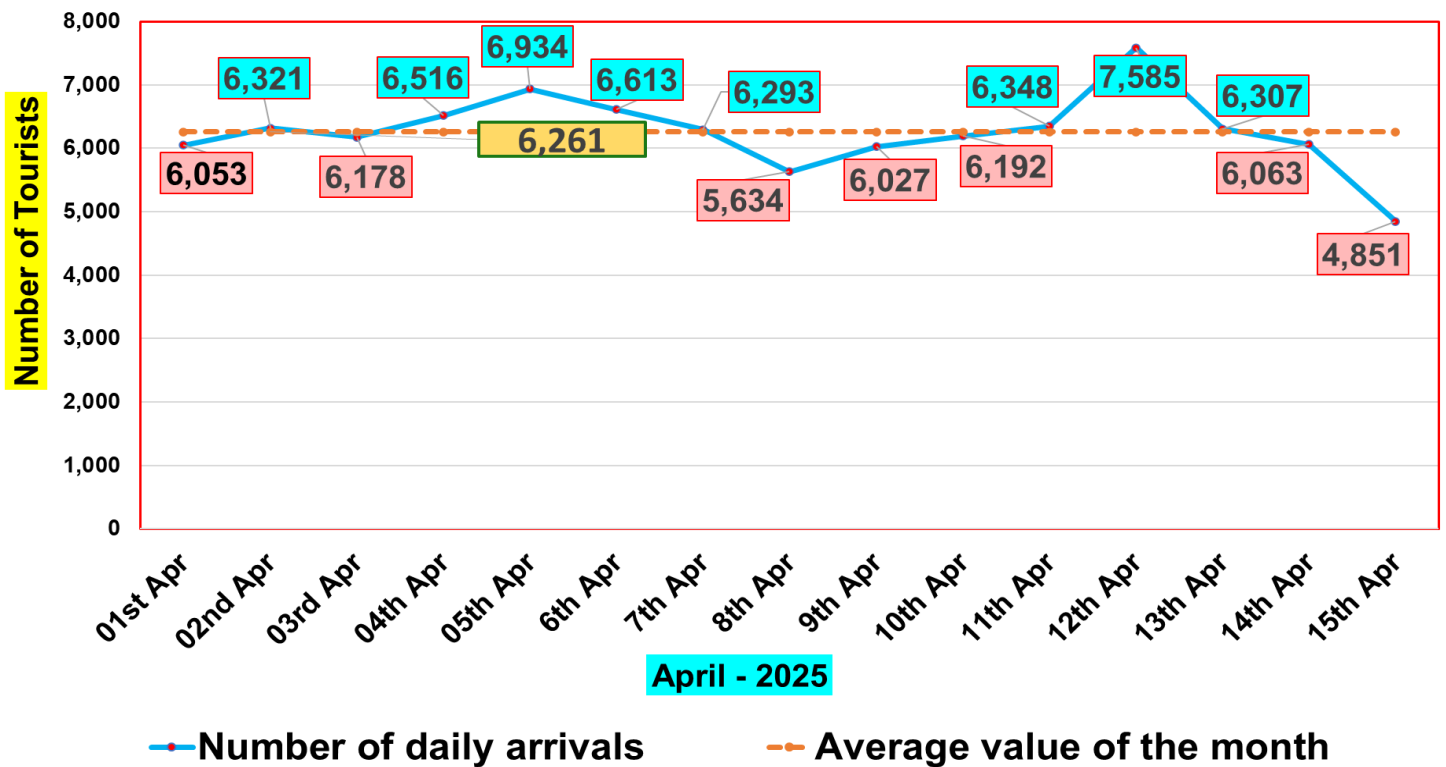
8th to 14th
44,156

15th
4,851

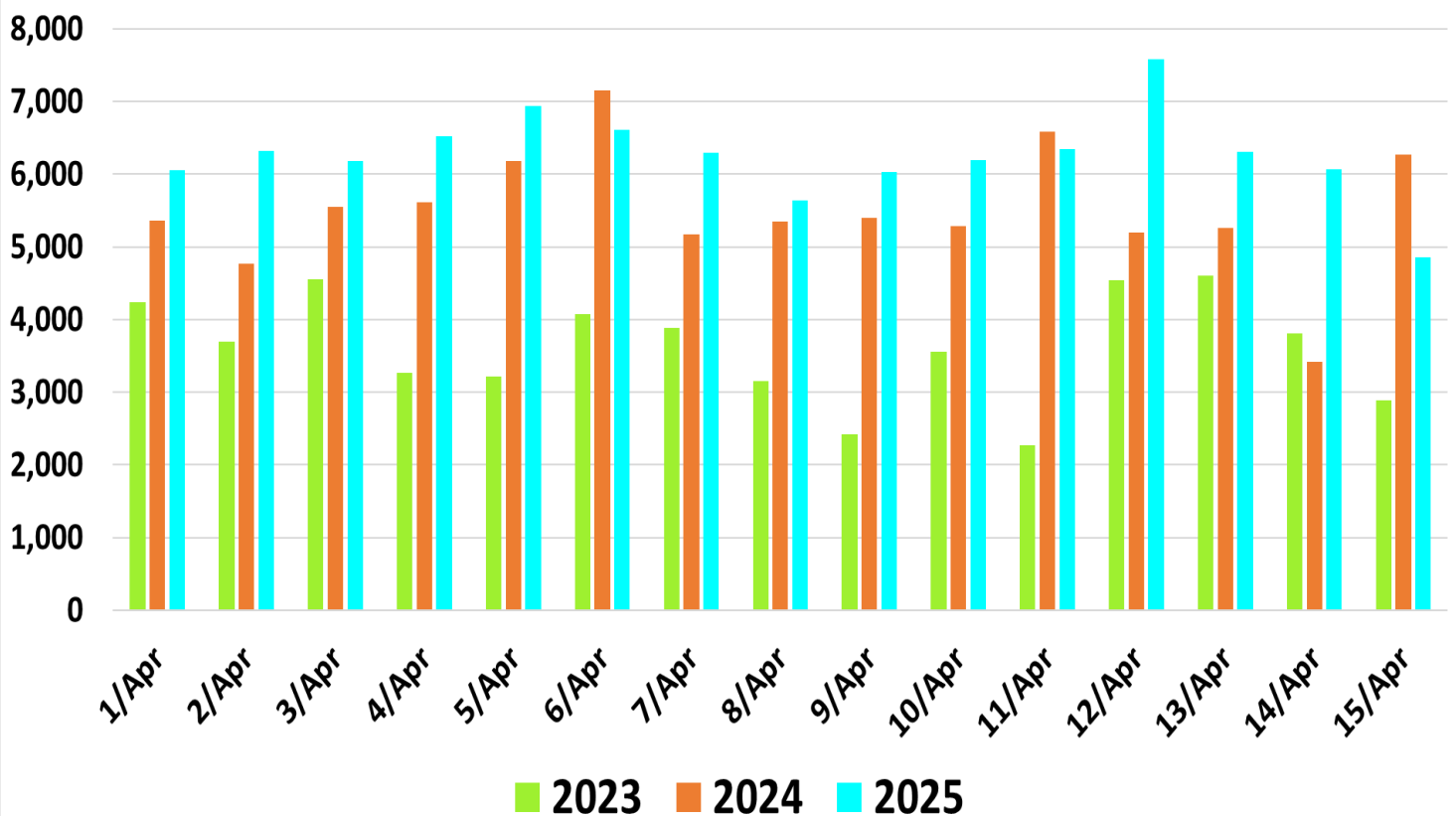




Daily distribution of tourist arrivals, 01st to 15th April 2025

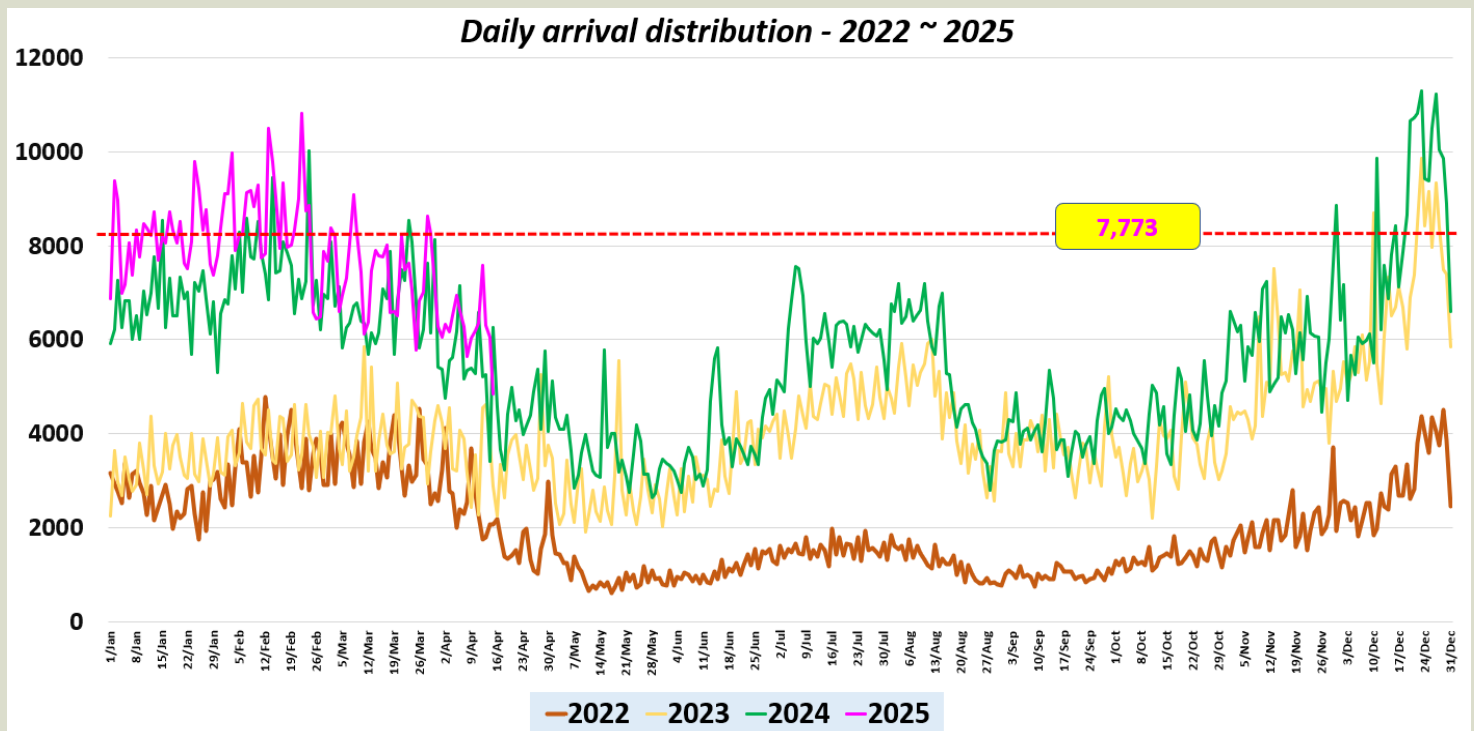


Number of tourist arrivals, 2023, 2024 & 2025 (01st to 15th April)

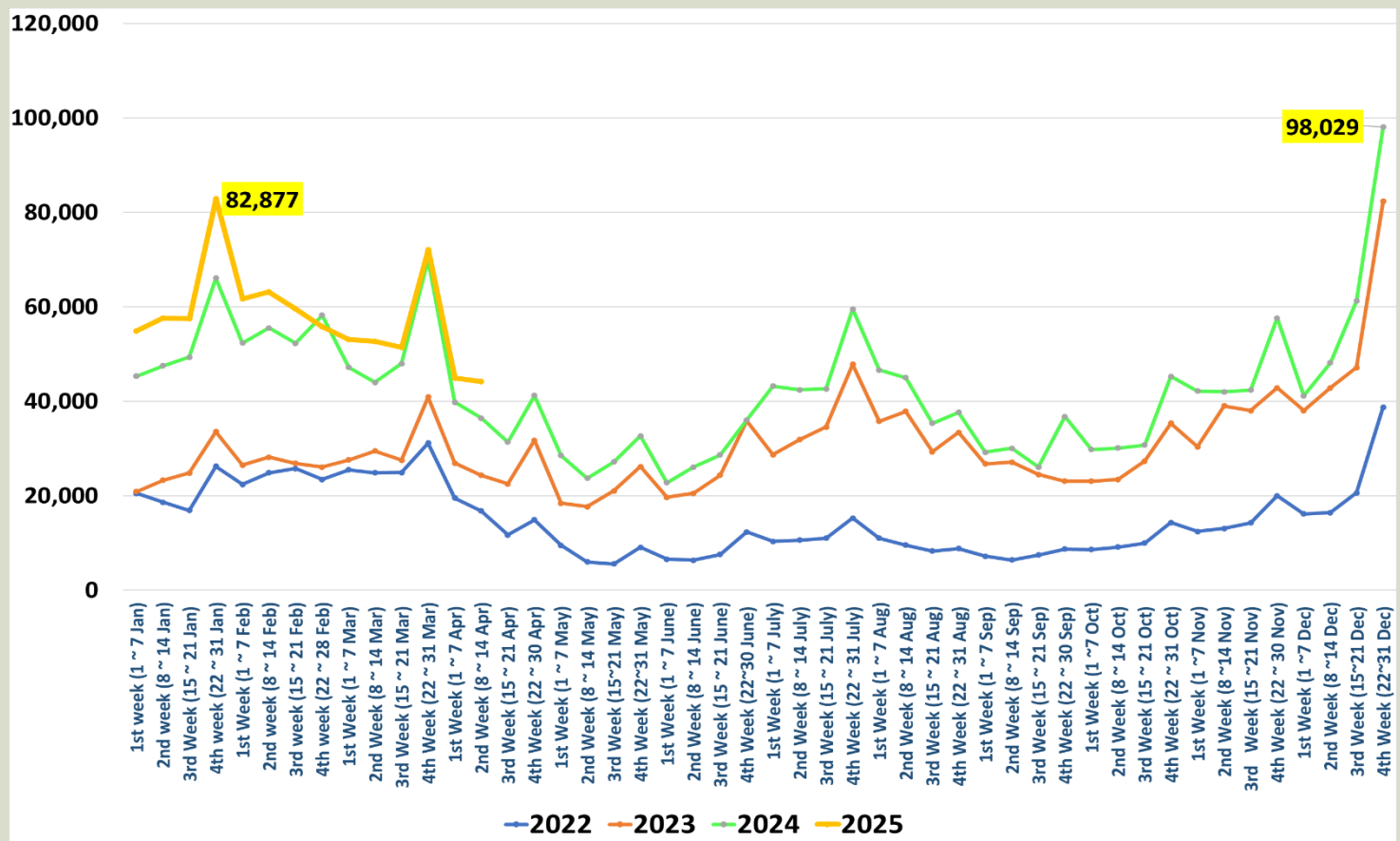




Daily trend of tourist arrivals, 2022 - 2025













Weekly distribution of tourist arrivals, 2022- 2025





Top ten source markets, 01st to 15th April 2025

Rank		Country	Number of Tourists	Share %
1		India	18,220	19.4%
2		United Kingdom	11,425	12.2%
3		Russian Federation	8,705	9.3%
4		Germany	7,746	8.2%
5		Australia	6,604	7.0%
6		France	4,658	5.0%
7		China	3,492	3.7%
8		Bangladesh	3,251	3.5%
9		United States	2,150	2.3%
10		Switzerland	1,823	1.9%
11		Other	25,841	27.5%
		Total	93,915	



Top twenty source markets, 01st January – 15th April 2025

Rank	Country	Number of tourists
1	India	136,535
2	Russian Federation	102,273
3	United Kingdom	81,130
4	Germany	57,947
5	France	48,024
6	China	43,005
7	Australia	33,957
8	United States	23,332
9	Poland	22,712
10	Netherlands	18,454
11	Bangladesh	17,852
12	Canada	14,869
13	Italy	13,357
14	Switzerland	11,151
15	Japan	10,653
16	Spain	9,394
17	Israel	9,116
18	Czech Republic	9,068
19	Maldives	9,047
20	Denmark	7,795
	Others	136,520
	TOTAL	816,191