



WEEKLY TOURIST ARRIVALS REPORT

March





SUMMARY REPORT

Tourist arrivals from 01st to 05th March 2025

	2018	2024	2025	
Month	Number of Tourists	Number of Tourists	Number of Tourists	Percentage Change (25/24)
January	238,924	208,253	252,761	21.4
February	235,618	218,350	240,217	10.0
March	233,382	209,181	37,768	
April	180,429	148,867		
May	129,466	112,128		
June	146,828	113,470		
July	217,829	187,810		
August	200,359	164,609		
September	149,087	122,140		
October	153,123	135,907		
November	195,582	184,158		
December	253,169	248,592		
TOTAL	2,333,796	2,053,465	530,746	



Tourist arrivals
01st to 05th March 2025
37,768



Daily tourist arrivals, 01st to 05th March 2025



M
A
R
C
H

1 st 7,667	8 th	15 th	22 nd	29 th
2 nd 8,375	9 th	16 th	23 rd	30 th
3 rd 8,187	10 th	17 th	24 th	31 st
4 th 6,595	11 th	18 th	25 th	
5 th 6,944	12 th	19 th	26 th	
6 th	13 th	20 th	27 th	
7 th	14 th	21 st	28 th	

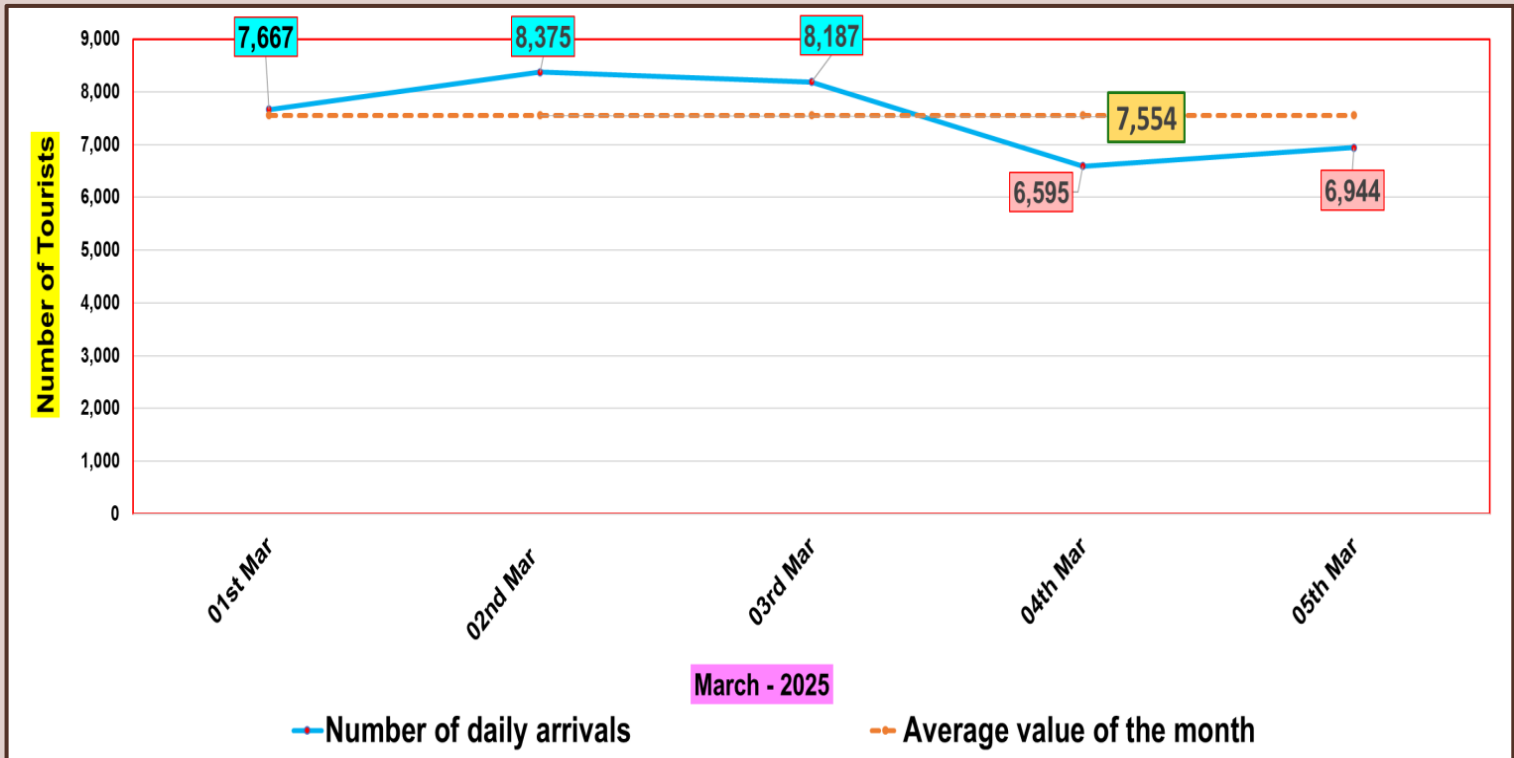
Total

1st to 5th
37,768

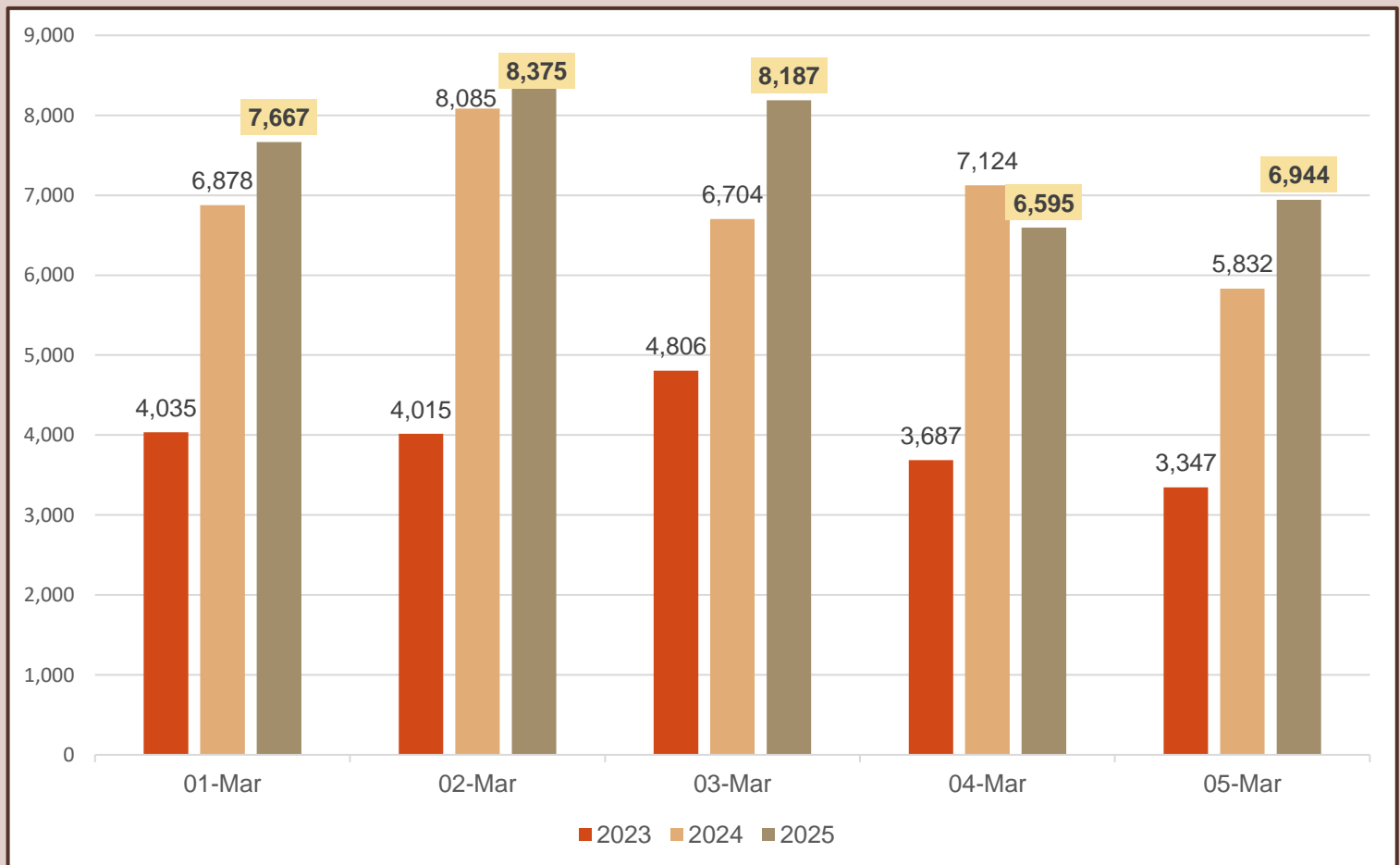




Daily distribution of tourist arrivals, 01st to 05th March 2025

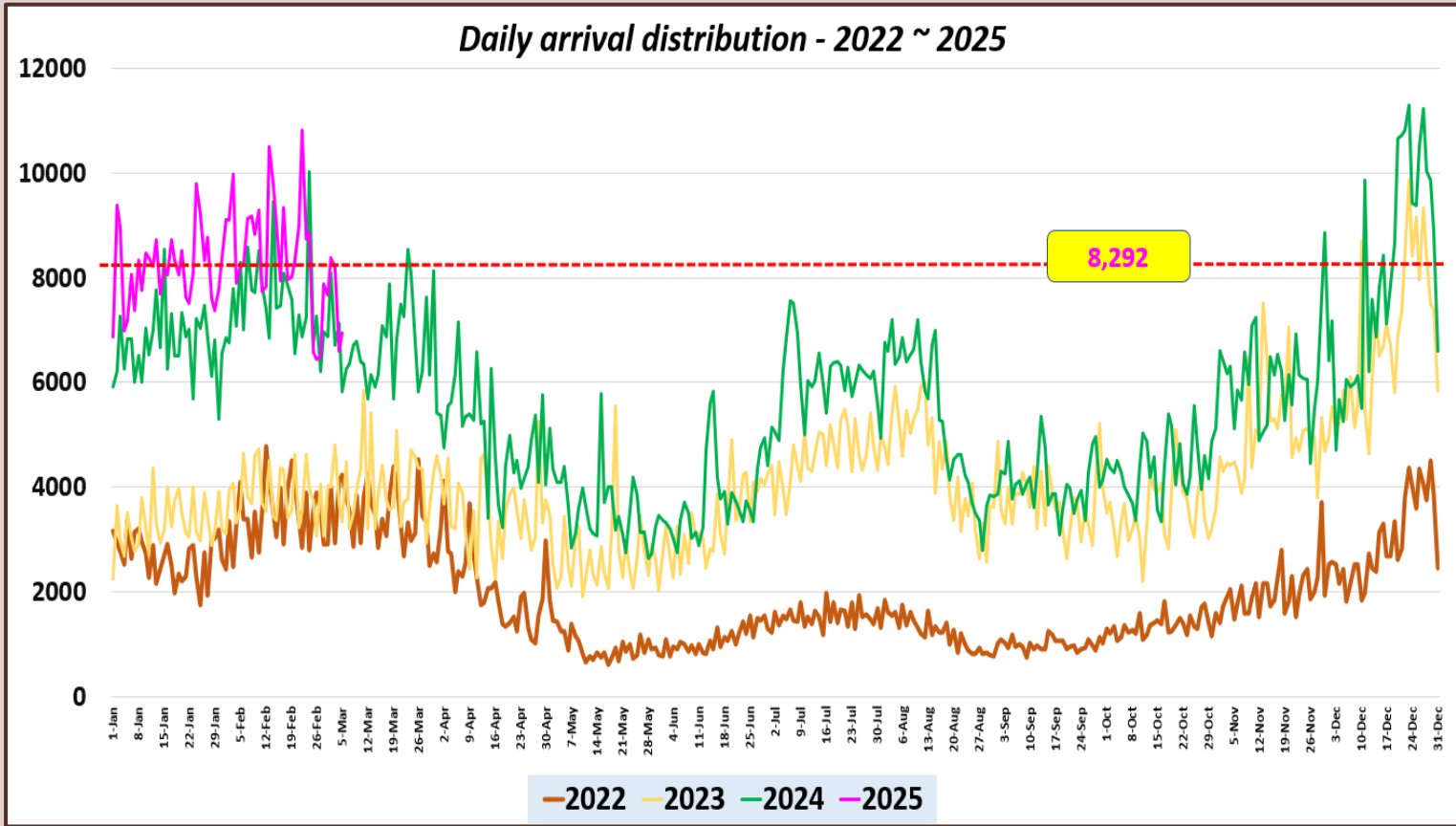


Number of tourist arrivals, 2023, 2024 & 2025 (01st to 05th March)

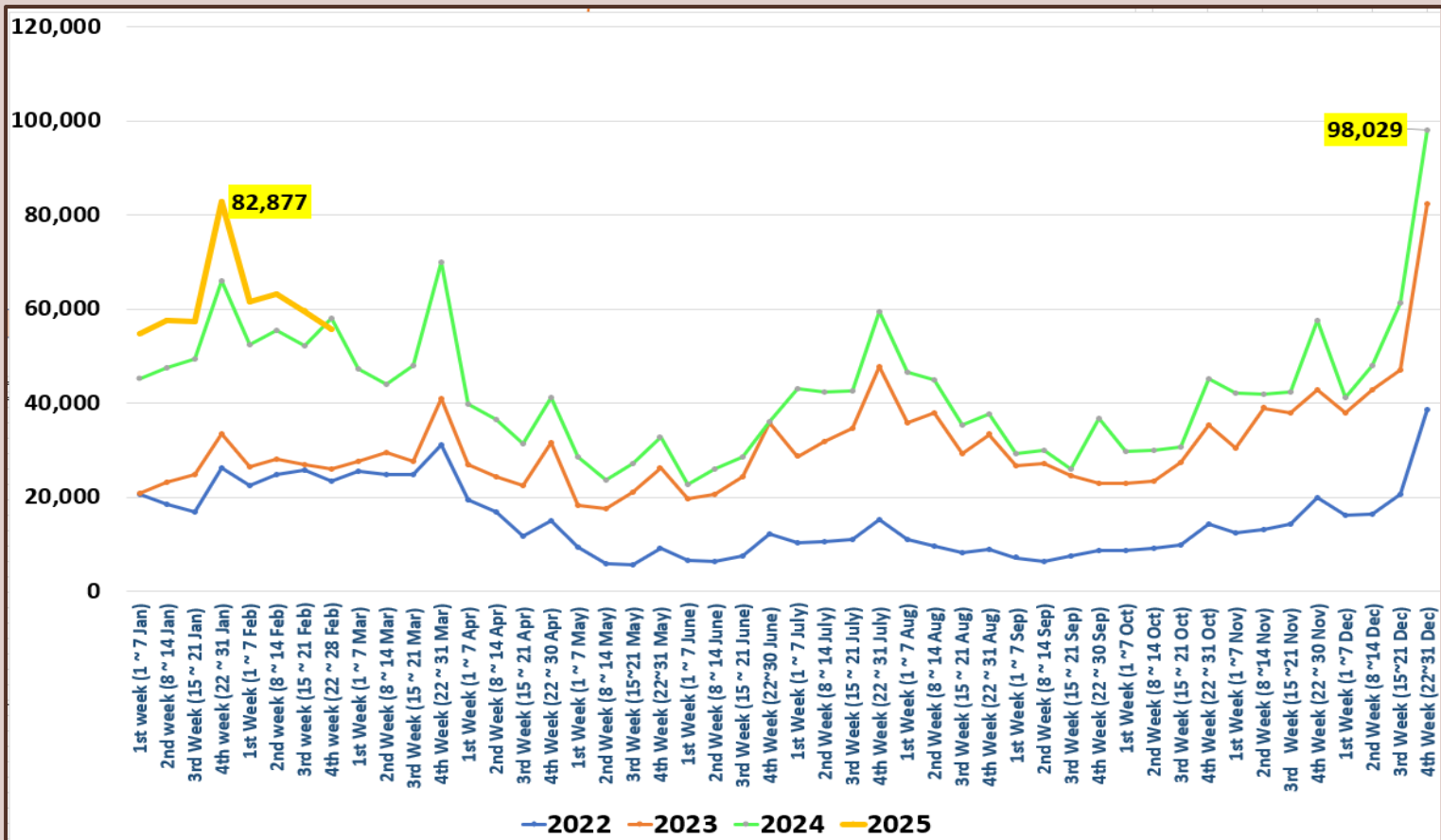




Daily trend of tourist arrivals, 2022 - 2025













Weekly distribution of tourist arrivals, 2022- 2025





Top ten source markets, 01st to 05th March 2025

Rank	Country	Number of Tourists	Share %
1	 Russian Federation	5,768	15.3%
2	 India	5,373	14.2%
3	 United Kingdom	3,847	10.2%
4	 Germany	3,381	9.0%
5	 France	2,612	6.9%
6	 China	1,922	5.1%
7	 Australia	1,281	3.4%
8	 Netherlands	975	2.6%
9	 Poland	858	2.3%
10	 Bangladesh	838	2.2%
11	Other	10,913	28.9%
	Total	37,768	



Top twenty source markets, 01st January – 05th March 2025

Rank	Country	Number of tourists
1	India	84,476
2	Russian Federation	70,159
3	United Kingdom	51,105
4	Germany	35,664
5	France	30,700
6	China	30,321
7	Australia	19,622
8	Poland	16,962
9	United States	14,339
10	Netherlands	13,048
11	Bangladesh	10,726
12	Italy	9,645
13	Canada	9,632
14	Switzerland	7,077
15	Japan	6,884
16	Czech Republic	6,667
17	Israel	6,054
18	Maldives	5,988
19	Kazakhstan	5,881
20	Denmark	5,783
	Others	90,013
	TOTAL	530,746