




















FLIGHT FREQUENCY AND SEATING CAPACITY (MAY – 2019)

Arrival Flights Frequency per Week and Seating Capacity - May 2019

Country	City	No of Seats per week	Frequency Per Week
 AUSTRALIA	Melbourne	2,051	6
 BAHARAIN	Baharain	2260	11
 BANGALADESH	Dhaka	1,411	7
 CHINA	Guangzhou Baiyun	1,881	8
	Shanghai	1,164	4
	Beijing Capital	879	3
	Chengdu Shuangliu	855	3
	Kunming	715	5
 HONG KONG	Hong Kong	3,465	9
 INDIA	Chennai	11,018	56
	Mumbai	2,528	14
	Delhi	5,838	28
	Bangalore	3,828	11
	Tiruchchirapalli	2,600	14
	Cochin	1,995	7
	Madurai	1,780	14
	Trivandrum	1,342	7
	Hyderabad Intl	1,122	6
	Coimbatore	540	3
	Kolkata	720	4
 INDONESIA	Jakarta	1,596	7
 JAPAN	Narita	879	3
 KUWAIT	Kuwait	3,990	14
 MALAYSIA	Kuala Lumpur	6,696	35
 MALDIVES	Male	7,529	29
	Gan Int	360	2
 QATAR	Doha	9,287	42
 RUSSIA	Moscow	1,155	19
	Muscat	2,865	
 SAUDI ARABIA	Jeddah	3,735	11
	Riyadh	2,436	8
	Dammam	1,465	5
 SEYCHELLES	Seychelles	720	4
 SINGAPORE	Singapore	7,753	33
 SOUTH KOREA	Incheon	586	2
 THAILAND	Bangkok	7,214	34
 TURKEY	Istanbul	2,850	10
 UAE	Dubai	11,944	46
	Abudhabi	3,970	18
	Sharjah	1,800	10
 UK	London/Heathrow	2,051	7
	Manchester	484	2
 SWITZERLAND	Zurich (Only May)	247	1
Total		129,604	562

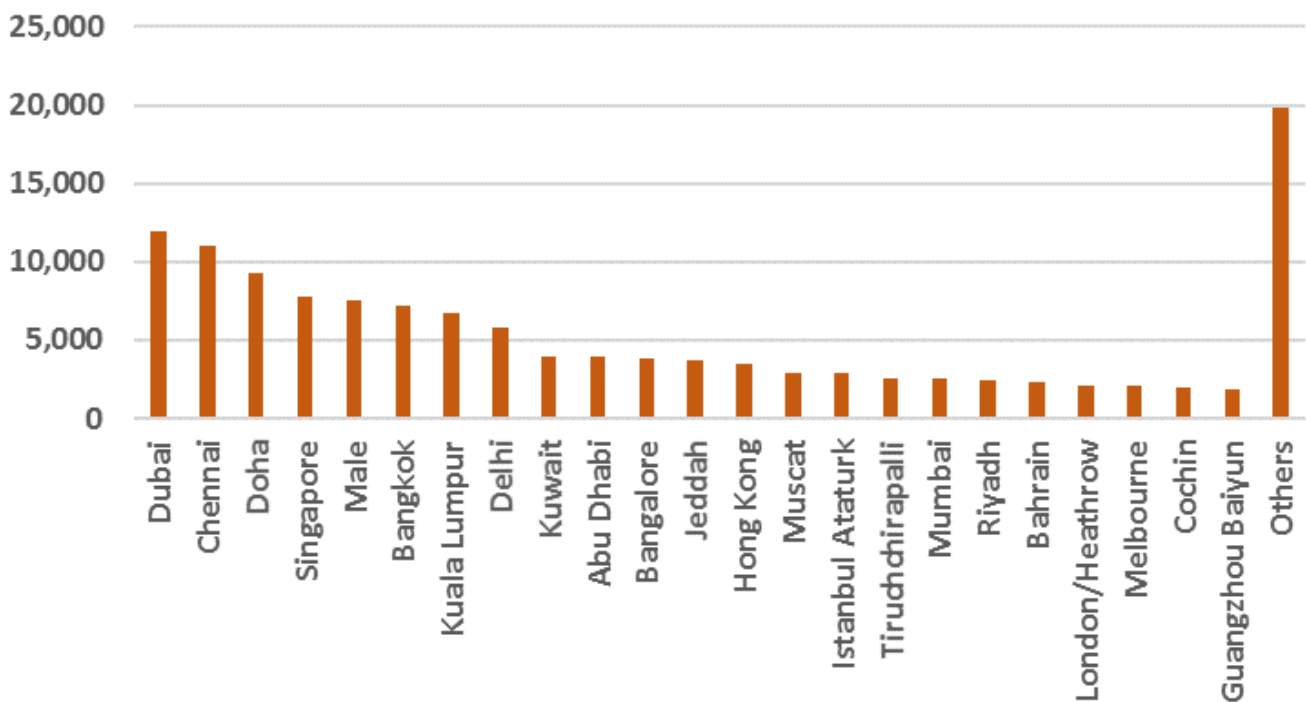
Seating Capacity of the Arrival Flights per Week - May 2019

Flight	No of Seats
	70,313
	7,584
	6,712
	2,390
	3,465
	3,780
	4,340
	2,850
	2,145
	1,715
	2,695
	2,051
	1,573
	1,995
	1,140
	2,160
	1,800
	1,267
	1,519
	1,172
	570

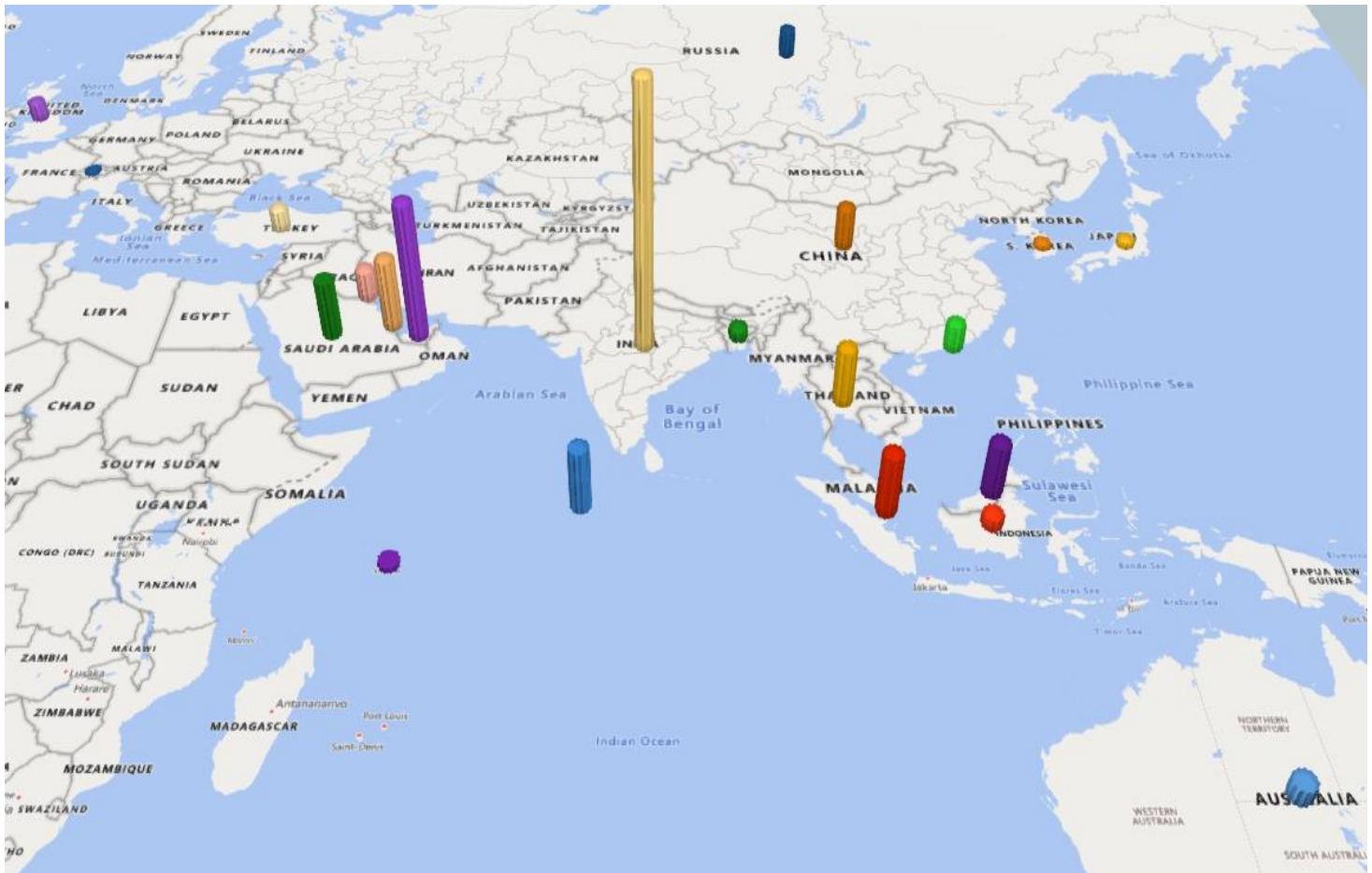
	1,001
	855
	720
	1,155
	484
	905
	1,001
	247

Seating Capacity by City - Month of May 2019

Rank	City	Number of Seats Available in arrival flights
1	Dubai	11,944
2	Chennai	11,018
3	Doha	9,287
4	Singapore	7,753
5	Male	7,529
6	Bangkok	7,214
7	Kuala Lumpur	6,696
8	Delhi	5,838
9	Kuwait	3,990
10	Abu Dhabi	3,970
11	Bangalore	3,828
12	Jeddah	3,735
13	Hong Kong	3,465
14	Muscat	2,865
15	Istanbul Ataturk	2,850
16	Tiruchchirapalli	2,600
17	Mumbai	2,528
18	Riyadh	2,436
19	Bahrain	2,260
20	London/Heathrow	2,051
21	Melbourne	2,051
22	Cochin	1,995
23	Guangzhou Baiyun	1,881
24	Others	19,820



Seating Capacity by Country - Month of May 2019



Country	Seating Capacity
INDIA	33,311
UAE	17,714
QATAR	9,287
MALDIVES	7,889
SINGAPORE	7,753
SAUDI ARABIA	7,636
THAILAND	7,214
MALAYSIA	6,696
CHINA	5,494
RUSSIA	4,020
KUWAIT	3,990
HONGKONG	3,465
TURKEY	2,850
UK	2,535
BAHARAIN	2,260
AUSTRALIA	2,051
INDONESIA	1,596
BANGLADESH	1,411
JAPAN	879
SEYCHELLES	720
SOUTH KOREA	586
SWITZERLAND	247